



CompTIA

CertyIQ

Premium exam material

Get certification quickly with the CertyIQ Premium exam material.

Everything you need to prepare, learn & pass your certification exam easily. Lifetime free updates

First attempt guaranteed success.

<https://www.CertyIQ.com>

About CertyIQ

We here at CertyIQ eventually got enough of the industry's greedy exam paid for. Our team of IT professionals comes with years of experience in the IT industry Prior to training CertyIQ we worked in test areas where we observed the horrors of the paywall exam preparation system.

The misuse of the preparation system has left our team disillusioned. And for that reason, we decided it was time to make a difference. We had to make In this way, CertyIQ was created to provide quality materials without stealing from everyday people who are trying to make a living.

Doubt Support

We have developed a very scalable solution using which we are able to solve 400+ doubts every single day with an average rating of 4.8 out of 5.

<https://www.certyiq.com>

[Mail us on - certyiqofficial@gmail.com](mailto:certyiqofficial@gmail.com)



Lifetime Free Updates

We provide lifetime free updates to our customers. To make life easier for our valued customers and fulfill their needs



Free Exam PDF

You are sure to pass the exam completely free of charge



Money Back Guarantee

We Provide 100% money back guarantee to our customer in case of any failure

John

October 19, 2022



Thanks you so much for your help. I scored 972 in my exam today. More than 90% were from your PDFs!

Dana

September 04, 2022



Thanks a lot for this updated AZ-900 Q&A. I just passed my exam and got 974, I followed both of your Az-900 videos and the 6 PDF, the PDFs are very much valid, all answers are correct. Could you please create a similar video/PDF for DP900, your content/PDF's is really awesome. The team did a really good job. Thank You 😊.

Ahamed Shibly

2 months ago



Customer support is really fast and helpful, I just finished my exam and this video along with the 6 PDF helped me pass! Definitely recommend getting the PDFs. Thank you!

October 22, 2022



Passed my exam today with 891 marks. Out of 52 questions, 51 were from certyiq PDFs including Contoso case study. Thank You certyiq team!

Henry Rome

2 months ago



These questions are real and 100 % valid. Thank you so much for your efforts, also your 4 PDFs are awesome, I passed the DP900 exam on 1 Sept. With 968 marks. Thanks a lot, buddy!

Esmaria

2 months ago



Simple easy to understand explanations. To anyone out there wanting to write AZ900, I highly recommend 6 PDF's. Thank you so much, appreciate all your hard work in having such great content. Passed my exam Today - 3 September with 942 score.

Microsoft

(PL-900)

Microsoft Power Platform Fundamentals

Total: **310 Questions**

Link: <https://certyiq.com/papers/microsoft/pl-900>

Question: 1

This question requires that you evaluate the underlined text to determine if it is correct.

You have a Power Apps app. You create a new version of the app and then publish the new version. A customer goes through the process of restoring the previous version of the app. In the Version tab for the app, you will see two versions of the app.

Review the underlined text. If it makes the statement correct, select 'No change is needed.' If the statement is incorrect, select the answer choice that makes the statement correct.

- A. No change is needed.
- B. one
- C. three
- D. four

Answer: C

Explanation:

Restore a canvas app to a previous version in PowerApps.

1. Open powerapps.com, and then click or tap Apps in the left navigation bar.
2. Near the right edge, click or tap the info icon for the app that you want to restore.
3. Click or tap the Versions tab, and then click or tap Restore for the version that you want to restore.

Details • Share • <u>Versions</u> • Settings • Analytics (preview)						
PowerApps keeps a version history of your apps.						
VERSION	MODIFIED	MODIFIED BY	POWERAPPS RELEASE ?	PUBLISHED	COMMENT	
2	8/20/2018 2:24:29 PM	Firstname Lastname	3.18081.19	Live	Restore	Delete
1	7/9/2018 10:55:48 AM	Firstname LastName	3.18071.36		Restore	Delete

4. In the confirmation dialog box, click or tap Restore.

A new version is added to your list.

Details • Share • <u>Versions</u> • Settings • Analytics (preview)						
PowerApps keeps a version history of your apps.						
VERSION	MODIFIED	MODIFIED BY	POWERAPPS RELEASE ?	PUBLISHED	COMMENT	
3	8/20/2018 2:41:30 PM	Firstname Lastname	3.18071.36		Publish this version	
2	8/20/2018 2:24:29 PM	Firstname Lastname	3.18081.19	Live	Restore	Delete
1	7/9/2018 10:55:48 AM	Firstname Lastname	3.18071.36		Restore	Delete

Reference:

<https://docs.microsoft.com/en-us/powerapps/maker/canvas-apps/restore-an-app>

Question: 2

A company uses Dynamics 365 Sales. The company uses a browser-based app named Sales Hub.

You need to ensure that users can access data from mobile devices.

Which app should users install?

- A. Dynamics 365 Remote Assist
- B. Dynamics 365 Finance

- C. Dynamics 365 Business Central
- D. Dynamics 365 for Phones

Answer: D

Explanation:

Use the Dynamics 365 for phones and Dynamics 365 for tablets apps for your sales, customer service, field service, and other tasks when you're on the go. With one download from your app store, you'll automatically have access to all the apps you need for your role. You will see apps with the new Unified Interface on your mobile device.

Reference:

<https://docs.microsoft.com/en-us/dynamics365/mobile-app/dynamics-365-phones-tablets-users-guide>

Question: 3

CertyIQ

You are a customer service manager.

You need to implement a Power Apps portal that allows customers to submit cases.

Which type of data source is used?

- A. Dynamics 365 Connector
- B. Microsoft SharePoint
- C. Microsoft Azure Storage
- D. Common Data Service

Answer: D

Explanation:

PowerApps Portals, the ability to build low-code, responsive websites which allow external users to interact with the data stored in the Common Data Service. <https://powerapps.microsoft.com/en-us/blog/introducing-powerapps-portals-powerful-low-code-websites-for-external-users/>

Question: 4

CertyIQ

HOTSPOT -

You create a user-owned custom entity by using Common Data Service.

For each of the following statements, select Yes if the statement is true. Otherwise, select No.

NOTE: Each correct selection is worth one point.

Hot Area:

Answer Area

Statement	Yes	No
You can change the entity ownership from User to Organization-owned.	<input type="radio"/>	<input type="radio"/>
You can create a business rule for a custom entity that can be used in a Flow.	<input type="radio"/>	<input type="radio"/>

Answer:

Answer Area

Statement	Yes	No
You can change the entity ownership from User to Organization-owned.	<input type="radio"/>	<input checked="" type="radio"/>
You can create a business rule for a custom entity that can be used in a Flow.	<input checked="" type="radio"/>	<input type="radio"/>

Explanation:

Box 1: No -

Common Data Service supports two types of record ownership. Organization owned, and User or Team owned. This is a choice that happens at the time the entity is created and can't be changed.

Box 2: Yes -

By combining conditions and actions, you can do any of the following with business rules:

Set field values -

Clear field values -

Set field requirement levels -

Show or hide fields -

Enable or disable fields -

Validate data and show error messages

Create business recommendations based on business intelligence.

Reference:

<https://docs.microsoft.com/en-us/power-platform/admin/wp-security-cds>

Question: 5

DRAG DROP -

You need to explain the major components of the Common Data Model (CDM) and their functions.

Match each term to its definition.

Instructions: To answer, drag the appropriate term from the column on the left to its definition on the right. Each term may be used once, more than once, or not at all. Each correct match is worth one point.

NOTE: Each correct selection is worth one point.

Select and Place:

Tools**Answer Area**

Entities
Data connectors
Common Data Service
Common Data Model
Workflows

Purpose

Helps jumpstart application development by leveraging business logic, security, and integrations.

A set of records used to store data.

Tool

Tool

Tool

Answer:**Tools****Answer Area**

Entities
Data connectors
Common Data Service
Common Data Model
Workflows

Purpose

Helps jumpstart application development by leveraging business logic, security, and integrations.

A set of records used to store data.

Tool

Common Data Service

Entities

Explanation:

Box 1: Common Data Service -

Note: Common Data Service has been renamed to Dataverse.

By using Dataverse, you can jump-start app development by using the Common Data Model with business logic, security, and integration already built-in.

Box 2: Entities -

An entity is a set of records used to store data, similar to how a table stores data within a database.

Reference:

<https://docs.microsoft.com/en-us/common-data-model/use>

<https://docs.microsoft.com/en-us/powerapps/maker/common-data-service/data-platform-intro>

Question: 6

A distribution company has multiple warehouses.

Tax rates charged on sales orders need to be calculated based on locality and region.

You need to recommend a cost-effective solution that can be implemented quickly.

What should you recommend?

- A. Check AppSource for a tax add-on.
- B. Create alerts in Dynamics 365 Finance for tax table changes.
- C. Implement the Common Data Model.
- D. Run a Power BI report.
- E. Write scripts and code tax updates.

Answer: D

Explanation:

Run a Power BI Report is the correct answer

Question: 7

CertyIQ

DRAG DROP -

You manage the support team at a rapidly growing company.

Customers and support technicians need a better experience when logging and responding to support requests.

You need more visibility into what the support technicians are doing every week.

You need to recommend tools to help the company's needs.

Which tools should you recommend? To answer, drag the appropriate tools to the correct requirements. Each tool may be used once, more than once, or not at all. You may need to drag the split bar between panes or scroll to view content.

NOTE: Each correct selection is worth one point.

Select and Place:

Tools

Power Apps portal

Power Automate

Power BI

Common Data Service

Answer Area

Requirement

Tool

Customers must be able to submit support requests by using a website.

Support requests must be created and stored.

Support technicians must be notified when a new support request is entered.

Support technicians must be able to enter a status report for work completed during the previous week by using a mobile app.

Answer:

Tools

Power Apps portal

Power Automate

Power BI

Common Data Service

Answer Area

Requirement

Tool

Customers must be able to submit support requests by using a website.

Support requests must be created and stored.

Support technicians must be notified when a new support request is entered.

Support technicians must be able to enter a status report for work completed during the previous week by using a mobile app.

Power Apps portal

Common Data Service

Power Automate

Power BI

Explanation:

Power Apps Portal

Common Data Service

Power Automate

Power BI

Question: 8**CertyIQ**

HOTSPOT -

You are building Power Apps apps that use both Dynamics 365 Sales and Microsoft 365.

For each of the following statements, select Yes if the statement is true. Otherwise, select No.

NOTE: Each correct selection is worth one point.

Hot Area:

Answer Area

Statement	Yes	No
Dynamics 365 Sales and Microsoft 365 must be in the same tenant to allow Single Sign-On (SSO).	<input type="radio"/>	<input type="radio"/>
You must download a product from AppSource to ensure that SSO works with Dynamics 365 Sales and Microsoft 365.	<input type="radio"/>	<input type="radio"/>

Answer:

Answer Area

Statement	Yes	No
Dynamics 365 Sales and Microsoft 365 must be in the same tenant to allow Single Sign-On (SSO).	<input checked="" type="radio"/>	<input type="radio"/>
You must download a product from AppSource to ensure that SSO works with Dynamics 365 Sales and Microsoft 365.	<input type="radio"/>	<input checked="" type="radio"/>

Explanation:

Box 1: Yes

"For Microsoft 365 subscribers, the Dynamics 365 Customer Engagement apps instance must be in the same tenant as your Microsoft 365 subscription. A user account in Active Directory can only sync with one tenant."

Box 2: No -

Reference:

<https://docs.microsoft.com/en-us/learn/modules/designing-power-platform-deployments/3-planning-the-deployment>

Question: 9

CertyIQ

You need to implement Microsoft Business Applications along with the Microsoft Power platform. Which three Microsoft products are part of the Power platform? Each correct answer presents a complete solution.

NOTE: Each correct selection is worth one point.

- A. Power Apps
- B. Azure Active Directory
- C. Power Automate
- D. Azure Machine Learning
- E. Power BI

Answer: ACE

Explanation:

The Power Platform uses PowerApps, Power BI, and Power Automate (previously named Flow) to customize, extend, and build all the apps you need for your business and unlock the potential of Office 365 and Dynamics 365.

Reference:

<https://docs.microsoft.com/en-us/learn/powerplatform/>

Question: 10

CertyIQ

HOTSPOT -

A company plans to implement Power Platform apps. The company does not plan to use any development tools or plug-ins.

Which actions can you perform?

For each of the following statements, select Yes if the statement is true. Otherwise, select No.

NOTE: Each correct selection is worth one point.

Hot Area:

Answer Area

Statement

Yes

No

You can synchronize account information from Dynamics 365 Sales with a third-party database.

☐☐

You can create invoices from orders and then send the invoices to the customer by using a Power Automate flow.

☐☐

Answer:

Answer Area

Statement

Yes

No

You can synchronize account information from Dynamics 365 Sales with a third-party database.

☒☐

You can create invoices from orders and then send the invoices to the customer by using a Power Automate flow.

☒☐

Explanation:

The Power Platform uses PowerApps, Power BI, and Power Automate (previously named Flow) to customize, extend, and build all the apps you need for your business and unlock the potential of Office 365 and Dynamics 365.

Reference:

<https://docs.microsoft.com/en-us/learn/powerplatform/>

Question: 11

CertyIQ

A large retail company implements Power Apps, Microsoft Flow, and the Common Data Service. The board of directors is asking whether users are finding value in the technology. The company would like to measure and report usage of the software. You need to recommend a tool to determine software usage. What should you recommend?

- A. Microsoft Intune
- B. Azure Stream Analytics
- C. Power Platform Analytics
- D. Dynamics 365 Product Insights

Answer: C

Explanation:

The Power Platform Analytics Usage report is the default reports seen by the logged in environment admin. It provides total app launches and daily active users across all apps in the environment. Admins can filter the

view with attributes like device platform, player version, country, state, and city.

Reference:

<https://docs.microsoft.com/en-us/power-platform/admin/analytics-powerapps>

Question: 12

CertyIQ

DRAG DROP -

A company uses Power Apps.

You need to perform administrative tasks for the company.

Which admin centers should you use? To answer, drag the appropriate admin centers to the correct requirements. Each admin center may be used once, more than once, or not at all. You may need to drag the split bar between panes or scroll to view content.

NOTE: Each correct selection is worth one point.

Select and Place:

Admin centers

Answer Area

	Requirement	Admin center
Azure Active Directory	Create user accounts for Power Apps.	Admin center
Dynamics 365 Admin center		
Power Apps Admin center	Assign the Environment Maker role to a user.	Admin center
Power BI Admin portal		

Answer:

Admin centers

Answer Area

	Requirement	Admin center
Azure Active Directory	Create user accounts for Power Apps.	Azure Active Directory
Dynamics 365 Admin center		
Power Apps Admin center	Assign the Environment Maker role to a user.	Power Apps Admin center
Power BI Admin portal		

Explanation:

Box 1: Azure Active Directory -

Create the company users in the Azure Active Directory.

Box 2: Power Apps admin center -

In the Power Apps Admin center, manage environments that you've created and those for which you have been added to the Environment Admin or System

Administrator role. From the admin center, you can perform these administrative actions:

Create environments.

Rename environments.

Add or remove a user or group from either the Environment Admin or Environment Maker role.

Etc.

Incorrect Answers:

- ⇒ Use the Dynamics 365 admin center to review the status of your apps and solutions, apply updates, and manage your Dynamics 365 instances, solutions, and apps.
- ⇒ The Power BI admin portal enables you to manage a Power BI tenant for your organization. The portal includes items such as usage metrics, access to the

Microsoft 365 admin center, and settings

Note: You use the Microsoft 365 admin center to create user accounts for every user who needs access to model-driven apps in Dynamics 365, such as

Dynamics 365 Sales and Customer Service.

Reference:

<https://docs.microsoft.com/en-us/power-platform/admin/environments-administration>

<https://docs.microsoft.com/en-us/dynamics365/marketing/dynamics-365-admin-center>

<https://powerapps.microsoft.com/sv-se/blog/introducing-admin-center-for-powerapps/>

Question: 13

CertyIQ

HOTSPOT -

A rapidly growing company produces Office 365 licenses for all employees. The company wants to empower users to build apps, automate business processes, and analyze data without requiring IT expertise or development skills and without increasing IT expenses and dependencies.

You need to recommend tools so that users can accomplish specific tasks.

Which tools should you recommend? To answer, select the appropriate options in the answer area.

NOTE: Each correct selection is worth one point.

Hot Area:

Answer Area

Scenario

Application

Build automatic workflows that access multiple data sources.

	▼
AI Builder	
Power Apps	
Power Automate	
Azure Functions	
Power BI	

Create custom apps that address specific business needs.

	▼
AI Builder	
Power Apps	
Power Automate	
Azure Functions	
Power BI	

Design insightful data visualizations.

	▼
AI Builder	
Power Apps	
Power Automate	
Azure Functions	
Power BI	

Answer:

Answer Area

Scenario

Application

Build automatic workflows that access multiple data sources.

	▼
AI Builder	
Power Apps	
Power Automate	
Azure Functions	
Power BI	

Create custom apps that address specific business needs.

	▼
AI Builder	
Power Apps	
Power Automate	
Azure Functions	
Power BI	

Design insightful data visualizations.

	▼
AI Builder	
Power Apps	
Power Automate	
Azure Functions	
Power BI	

Explanation:

Box 1: Power Automate -

Power Automate, formerly known as Microsoft Flow, is cloud-based software that allows employees to create and automate workflows and tasks across multiple applications and services without help from developers.

Box 2: Power Apps -

PowerApps is a suite of apps, services, connectors and data platform that provides a rapid application development environment to build custom apps for your business needs.

Box 3: Power BI -

Power BI is a business analytics solution that lets you visualize your data and share insights across your organization, or embed them in your app or website.

Connect to hundreds of data sources and bring your data to life with live dashboards and reports.

Reference:

<https://docs.microsoft.com/en-us/powerapps/powerapps-overview>

Question: 14

CertyIQ

HOTSPOT -

A company plans to use Power Platform to build apps which address specific business challenges.

You need to recommend the appropriate types of Power Apps to use.

What should you recommend? To answer, select the appropriate option in the answer area.

NOTE: Each correct selection is worth one point.

Hot Area:

Answer Area

Scenario

Tool

Field technicians need a mobile app to capture the location and the image of defective products.

	▼
Canvas app	
Power Apps Portals	
Common Data Service	

Sales representatives need to see different views and dashboards in the sales app.

	▼
Canvas app	
Model-driven app	
Power Apps Portals	

Answer:

Answer Area

Scenario

Field technicians need a mobile app to capture the location and the image of defective products.

Sales representatives need to see different views and dashboards in the sales app.

Tool

	▼
Canvas app	
Power Apps Portals	
Common Data Service	

	▼
Canvas app	
Model-driven app	
Power Apps Portals	

Explanation:

Reference:

<https://docs.microsoft.com/en-us/powerapps/maker/canvas-apps/getting-started> <https://docs.microsoft.com/en-us/powerapps/maker/model-driven-apps/model-driven-app-overview>

Question: 15

CertyIQ

DRAG DROP -

A travel company plans to use the Power Platform to create tools that help travel agents book customer travel. You need to recommend solutions for the company.

What should you recommend? To answer, drag the appropriate tools to the correct requirements. Each tool may be used once, more than once, or not at all. You may need to drag the split bar between panes or scroll to view content.

NOTE: Each correct selection is worth one point.

Select and Place:

Tools

Business rule
Business process flow
Power Automate
Power BI

Answer Area

Requirement

If a customer is travelling with a person under the age of 18, a field must display to collect date of birth for the under 18 traveler only.

Ensure that all travel agents use the same process with all customers.

Send a confirmation email to customers after reservations are complete.

Tool

Answer:

Tools

Power BI

Answer Area

Requirement

If a customer is travelling with a person under the age of 18, a field must display to collect date of birth for the under 18 traveler only.

Ensure that all travel agents use the same process with all customers.

Send a confirmation email to customers after reservations are complete.

Tool

Business rule

Business process flow

Power Automate

Explanation:

Reference:

<https://docs.microsoft.com/en-us/power-automate/getting-started>

Question: 16

CertyIQ

DRAG DROP -

A company has locations in multiple regions. The company develops solutions based on Power Apps and Power Automate.

You need to recommend features to support the implementation.

Which Power Platform features should you recommend? To answer, drag the appropriate features to the correct requirements. Each feature may be used once, more than once, or not at all. You may need to drag the split bar between panes or scroll to view content.

NOTE: Each correct selection is worth one point.

Select and Place:

Features

Environment

Security group

SharePoint library

Answer Area

Requirement

Ensure fastest response times for each company location.

Create test and production copies of the data and apps.

Feature

Answer:

Features

SharePoint library

Answer Area

Requirement

Ensure fastest response times for each company location.

Create test and production copies of the data and apps.

Feature

Environment

Environment

Explanation:

Reference:

<https://docs.microsoft.com/en-us/power-platform/admin/environments-overview>

Question: 17

CertyIQ

HOTSPOT -

You have version 1.0.0.0 of a published Power Apps app. You create and publish version 2.0.0.0 of the app. A customer goes through the process of restoring the previous version of the app.

How many versions of the app are displayed in the Version tab for the app? To answer, select the appropriate option in the answer area.

Hot Area:

Answer Area

You will see

	▼
--	---

 versions of the app.

1
2
3
4

Answer:

Answer Area

You will see

	▼
--	---

 versions of the app.

1
2
3
4

Explanation:

3. Provided versions 1.0.0.0 and 2.0.0.0 are both less than 6 months, the version restored by the customer

will be saved as version 3.0.0.0.0 which means there will now be 3 versions.

Question: 18

CertyIQ

HOTSPOT -

A company is evaluating ways to connect Power Platform apps to external services to perform complex activities. For each of the following statements, select Yes if the statement is true. Otherwise, select No.

NOTE: Each correct selection is worth one point.

Hot Area:

Answer Area

Statements	Yes	No
You can create a canvas app that scans and parses documents using Azure Cognitive Services and then adds the appropriate information to Dynamics 365 Sales.	<input type="radio"/>	<input type="radio"/>
You can create a canvas app that uses Azure Cognitive Services to read incident records and identify tickets that need to be escalated based on sentiment score.	<input type="radio"/>	<input type="radio"/>

Answer:

Answer Area

Statements	Yes	No
You can create a canvas app that scans and parses documents using Azure Cognitive Services and then adds the appropriate information to Dynamics 365 Sales.	<input checked="" type="radio"/>	<input type="radio"/>
You can create a canvas app that uses Azure Cognitive Services to read incident records and identify tickets that need to be escalated based on sentiment score.	<input checked="" type="radio"/>	<input type="radio"/>

Explanation:

Reference:

<https://docs.microsoft.com/en-us/azure/cognitive-services/cognitive-services-and-machine-learning>

Question: 19

CertyIQ

A company uses Power Platform.

You must ensure that users cannot share customer data with other users. You must also ensure that users cannot connect to data sources unless you grant the user explicit permissions to access a data source.

You need to recommend solutions to meet the company's security requirements.

Which two types of policies should you recommend? Each correct answer presents part of the solution.

NOTE: Each correct selection is worth one point.

- A. Office cloud policies
- B. Group Policy Objects
- C. environment-level policies
- D. tenant-level policies
- E. preset security policies

Answer: CD

Explanation:

Reference:

<https://docs.microsoft.com/en-us/power-platform/admin/wp-data-loss-prevention> <https://docs.microsoft.com/en-us/power-platform/admin/create-dlp-policy>

Question: 20

CertyIQ

HOTSPOT -

An organization plans to create Power Platform solutions and is evaluating Microsoft Dataverse.

Instructions: For each of the following statements, select Yes if the statement is true. Otherwise, select No.

NOTE: Each correct selection is worth one point.

Hot Area:

Answer Area

	Yes	No
Virtual table data is stored in Microsoft Dataverse.	<input type="radio"/>	<input type="radio"/>
Columns are used in forms and views.	<input type="radio"/>	<input type="radio"/>

Answer:

Answer Area

	Yes	No
Virtual table data is stored in Microsoft Dataverse.	<input type="radio"/>	<input checked="" type="radio"/>
Columns are used in forms and views.	<input checked="" type="radio"/>	<input type="radio"/>

Explanation:

Box 1: No -

A virtual table is a definition of a table in the Dataverse platform without the associated physical tables for

table instances created in the Dataverse database.

Instead during runtime, when a table instance is required, its state is dynamically retrieved from the associated external system.

Box 2: Yes -

Columns in forms: In the form designer, drag any columns from the Columns Explorer into the section on the form.

Reference:

<https://docs.microsoft.com/en-us/powerapps/developer/data-platform/virtual-entities/get-started-ve>

Question: 21

CertyIQ

HOTSPOT -

Instructions: For each of the following statements, select Yes if the statement is true. Otherwise, select No.

NOTE: Each correct selection is worth one point.

Hot Area:

Answer Area

	Yes	No
Managed solutions can be used to group multiple Power Platform components together during solution development.	<input type="radio"/>	<input type="radio"/>
Managed solutions must be used to distribute a Power Platform application on AppSource.	<input type="radio"/>	<input type="radio"/>
Managed solutions always protect Power Platform components from editing when components are exported to another environment.	<input type="radio"/>	<input type="radio"/>

Answer:

Answer Area

	Yes	No
Managed solutions can be used to group multiple Power Platform components together during solution development.	<input type="radio"/>	<input checked="" type="radio"/>
Managed solutions must be used to distribute a Power Platform application on AppSource.	<input checked="" type="radio"/>	<input type="radio"/>
Managed solutions always protect Power Platform components from editing when components are exported to another environment.	<input checked="" type="radio"/>	<input type="radio"/>

Explanation:

Box 1: No

Box 2: Yes

Box 3: Yes -

You can't edit components directly within a managed solution. To edit managed components, first add them to an unmanaged solution.

Reference:

<https://docs.microsoft.com/en-us/power-platform/alm/solution-concepts-alm>

Question: 22

CertyIQ

DRAG DROP -

A team of five people plans to create Power Platform solutions for a company. Team members plan to initially use Power Platform trial instances to create solutions.

Team members have questions about how many Power Platform instances and Common Data Service databases they need.

You need to respond to the team.

How should you respond? To answer, drag the appropriate responses to the correct questions. Each response may be used once, more than once, or not at all.

You may need to drag the split bar between panes or scroll to view content.

NOTE: Each correct selection is worth one point.

Select and Place:

Responses	Answer Area	Question	Response
One per user		How many trial instances must the team create?	Response
One per tenant		How many Common Data Service databases must the team create?	Response
One per environment			
One per Power Platform app			

Answer:

Responses	Answer Area	Question	Response
One per user		How many trial instances must the team create?	One per environment
One per tenant		How many Common Data Service databases must the team create?	One per environment
One per environment			
One per Power Platform app			

Question: 23

CertyIQ

A company is creating a canvas app to track and analyze customer visits to their retail stores. Data about customer visits is stored on-premises at each retail store location.

The app must display data about customer visits when users launch the app.

You need to ensure that the data is available for consumption by the app.

Which tool should you use?

A. Connector

B. Microsoft Dataverse

- C. Data source
- D. Power Automate
- E. Data gateway

Answer: E

Explanation:

A data gateway is a tool that allows you to connect to on-premises data sources, such as the customer visit data stored at each retail store location in this scenario. The data gateway acts as a bridge between the on-premises data and the cloud-based Power Platform, allowing the canvas app to access and display the customer visit data in real-time.

It is important to note that this is not a definitive answer and the final decision should be taken after a careful analysis of the company's infrastructure and the data source.

Question: 24

CertyIQ

HOTSPOT -

For each of the following statements, select Yes if the statement is true. Otherwise, select No.

NOTE: Each correct selection is worth one point.

Hot Area:

Answer Area

Statements	Yes	No
Security roles are modified in Microsoft Azure Active Directory.	<input type="radio"/>	<input type="radio"/>
Security Roles are assigned to each table.	<input type="radio"/>	<input type="radio"/>

Answer:

Answer Area

Statements	Yes	No
Security roles are modified in Microsoft Azure Active Directory.	<input checked="" type="radio"/>	<input type="radio"/>
Security Roles are assigned to each table.	<input type="radio"/>	<input checked="" type="radio"/>

Explanation:

Box 1: Yes -

You can't modify the built-in security roles, other than add administrative users. You can copy the role, make changes, and then save these changes as a new custom security role.

Note: A security role defines how different users, such as salespeople, access different types of records. To control access to data, you can modify existing security roles, create new security roles, or change which security roles are assigned to each user.

Box 2: No -

Security roles are assigned to users and to groups, not to tables.

Reference:

<https://docs.microsoft.com/en-us/mem/configmgr/core/understand/fundamentals-of-role-based-administration#security-roles>

Question: 25

CertyIQ

A company currently does not separate testing, development and production as per standard Application Lifecycle Management (ALM) protocol. The company uses Power Apps for accounting and sales processes. The company needs to use only one login account per user. The company also must prevent development and testing from impacting production.

You need to implement a solution to meet the requirements.

Which method should you select?

- A. separate environments
- B. separate tenants
- C. separate Microsoft Azure Storage Blobs
- D. separate connectors

Answer: A

Explanation:

To follow application lifecycle management (ALM) principles, you'll need separate environments for app development and production. Although you can perform basic ALM with only separate development and production environments, we recommend that you also maintain at least one test environment that's separate from your development and production environments.

Reference:

<https://docs.microsoft.com/en-us/power-platform/alm/environment-strategy-alm>

Question: 26

CertyIQ

HOTSPOT -

A company creates the following Microsoft Power Platform environments to manage a custom model-driven app:

- Development
- Production

You have been granted the System Administrator security role to the development environment and a custom security role named Project Team Member to the production environment.

Instructions: For each of the following statements, select Yes if the statement is true. Otherwise, select No.

NOTE: Each correct selection is worth one point.

Hot Area:

Statements	Yes	No
You will not be able to access the app until the System Administrator security role is assigned to the app in the development environment.	<input type="radio"/>	<input type="radio"/>
You can delete records in the development environment.	<input type="radio"/>	<input type="radio"/>
You will not be able to access the app until the Project Team Member security role is assigned to the app in the production environment.	<input type="radio"/>	<input type="radio"/>

Answer:

Statements	Yes	No
You will not be able to access the app until the System Administrator security role is assigned to the app in the development environment.	<input type="radio"/>	<input checked="" type="radio"/>
You can delete records in the development environment.	<input checked="" type="radio"/>	<input type="radio"/>
You will not be able to access the app until the Project Team Member security role is assigned to the app in the production environment.	<input type="radio"/>	<input checked="" type="radio"/>

Explanation:

Box 1: No -

You already have this access as a System Administrator.

Users who have the Environment Maker, System Administrator, or System Customizer security role can access and edit all model-driven apps within the environment. This is because these security roles have create, read, and write privileges on the Model-driven App table.

Box 2: Yes -

If you are the System Administrator role in your CDS (Common Data Service), you would have full permission to customize or administer the environment, including creating, modifying, and assigning security roles. Currently, within PowerApps, there is no way to prevent CDS System Administrator role from deleting a record in an Entity.

Box 3: No -

Other security options are available.

Also, there is no information on what the custom Project Team Member role entails.

Note: Apps can be viewed by valid users with appropriate privileges who sign into Power Apps, the Power Apps mobile app, or Dynamics 365 home page. For a user to view and access apps in an environment, the following privileges, security role, or team membership are required:

A user who has the write or create privilege on the Model-driven App table makes the user a maker persona. That user can view and access all apps in the environment.

A user who has only the read privilege on the Model-driven App table, must also have the associated security role(s) that are assigned to the app (or equivalent).

Reference:

<https://docs.microsoft.com/en-us/power-apps/maker/model-driven-apps/app-visibility-privileges> <https://docs.microsoft.com/en-us/power-platform/admin/database-security>

Question: 27

CertyIQ

DRAG DROP -

A company uses Dynamics 365 Sales.

You have the following requirements:

* View analytics on accounts.

* The model-driven app must automatically send an approval form to a manager when the purchase price is greater than \$10,000.

* Create a chatbot for the webpage to interact with customer questions.

You must use Microsoft Power Platform to extend the capabilities of Dynamics 365 Sales.

You need to select an application for each requirement.

Which application should you use? To answer, drag the appropriate application to the correct requirement. Each application may be used once, more than once, or not at all. You may need to drag the split bar between panes or scroll to view content.

NOTE: Each correct selection is worth one point.

Select and Place:

Applications

Power BI
Power Automate
Power Virtual Agents
Power Portals

Answer Area

Requirement

View analytics on accounts.

Automatically send approval.

Create chatbot for webpages.

Application

Answer:

Applications

Power BI
Power Automate
Power Virtual Agents
Power Portals

Answer Area

Requirement

View analytics on accounts.

Automatically send approval.

Create chatbot for webpages.

Application

Power BI
Power Automate
Power Virtual Agents

Explanation:

Box 1: Power BI -

You can configure Customer Service Analytics dashboards in Power BI.

Box 2: Power Automate -

Power Automate, Trigger a cloud flow based on email properties.

Use the When a new email arrives (V3) trigger to create a cloud flow that runs when one or more of the following email properties match criteria that you provide.

Box 3: Power Virtual Agents -

Power Virtual Agents lets you create powerful AI-powered chatbots for a range of requests"from providing simple answers to common questions to resolving issues requiring complex conversations.

Reference:

<https://docs.microsoft.com/en-us/dynamics365/customer-service/configure-customer-service-analytics-dashboard> <https://docs.microsoft.com/en-us/power-virtual-agents/fundamentals-what-is-power-virtual-agents> <https://docs.microsoft.com/en-us/power-automate/email-triggers>

Question: 28

CertyIQ

HOTSPOT -

A company plans to use Power BI to visualize data from business systems.

For each of the following statements, select Yes if the statement is true. Otherwise, select No.

NOTE: Each correct selection is worth one point.

Hot Area:

Answer Area

Statement	Yes	No
You can display data aggregates and raw data in a Power BI report.	<input type="radio"/>	<input type="radio"/>
You can display related data from multiple sources in the same Power BI report.	<input type="radio"/>	<input type="radio"/>

Answer:

Answer Area

Statement	Yes	No
You can display data aggregates and raw data in a Power BI report.	<input checked="" type="radio"/>	<input type="radio"/>
You can display related data from multiple sources in the same Power BI report.	<input checked="" type="radio"/>	<input type="radio"/>

Explanation:

Box 1: Yes -

The following list provides advantages to using aggregations:

Query performance over big data - as users interact with visuals on Power BI reports, DAX queries are submitted to the dataset. Boost query speeds by caching data at the aggregated level, using a fraction of the resources required at the detail level. Unlock big data in a way that would otherwise be impossible.

Box 2: Yes -

With Power BI Desktop, you can connect to many different types of data sources, then shape the data to meet your needs, enabling you to create visual reports to share with others. Shaping data means transforming the data: renaming columns or tables, changing text to numbers, removing rows, setting the first row as headers, and so on. Combining data means connecting to two or more data sources, shaping them as needed, then consolidating them into a useful query.

Reference:

<https://docs.microsoft.com/en-us/power-bi/desktop-aggregations> <https://docs.microsoft.com/en-us/power-bi/connect-data/desktop-shape-and-combine-data>

Question: 29

CertyIQ

A company is evaluating ways that they can implement AI Builder.

For which two scenarios can you use AI Builder? Each correct answer presents a complete solution.

NOTE: Each correct selection is worth one point.

- A. Send emails to all users who subscribe to a service.
- B. Synchronize data from an external database.

- C. Collect data from several data sources and display a dashboard that shows trending data.
- D. Interpret images and perform an action based on the image.
- E. Detect patterns in data and predict outcomes.

Answer: DE

Explanation:

Reference:

<https://powerapps.microsoft.com/en-us/blog/introducing-ai-builder-for-powerplatform/>

Question: 30

CertyIQ

HOTSPOT -

A company plans to create Power Platform apps that consume industry-standard and proprietary data sources.

For each of the following statements, select Yes if the statement is true. Otherwise, select No.

NOTE: Each correct selection is worth one point.

Hot Area:

Answer Area

Statement	Yes	No
Custom connector cannot be used if a standard connector for the service is available.	<input type="radio"/>	<input type="radio"/>
Custom connectors are supported in instant flows only.	<input type="radio"/>	<input type="radio"/>
Standard and custom connectors cannot be mixed within the same flow or app.	<input type="radio"/>	<input type="radio"/>

Answer:

Answer Area

Statement	Yes	No
Custom connector cannot be used if a standard connector for the service is available.	<input type="radio"/>	<input checked="" type="radio"/>
Custom connectors are supported in instant flows only.	<input type="radio"/>	<input checked="" type="radio"/>
Standard and custom connectors cannot be mixed within the same flow or app.	<input type="radio"/>	<input checked="" type="radio"/>

Explanation:

Custom connector cannot be used if a standard connector for the service is available.

Answer: No

Custom connectors can be used even if a standard connector is available for a service. This might be necessary if the standard connector does not meet specific requirements or lacks certain functionalities that are needed.

Custom connectors are supported in instant flows only.

Answer: No

Custom connectors can be used in various types of flows in Power Automate, not just instant flows. They can be integrated into automated flows, scheduled flows, and business process flows as well.

Standard and custom connectors cannot be mixed within the same flow or app.

Answer: No

Both standard and custom connectors can be used within the same flow or app. This flexibility allows for more complex solutions that require the capabilities of both standard connectors and custom functionalities provided by custom connectors.

Question: 31

CertyIQ

HOTSPOT -

A company is evaluating Power Platform and has questions about the role that Microsoft Dataverse plays in using Power Apps and Power Automate.

For each of the following statements, select Yes if the statement is true. Otherwise, select No.

NOTE: Each correct selection is worth one point.

Hot Area:

Answer Area

Statement	Yes	No
Model-driven apps require a Microsoft Dataverse database.	<input type="radio"/>	<input type="radio"/>
A flow instance can only access one Microsoft Dataverse database.	<input type="radio"/>	<input type="radio"/>
Canvas apps require a Microsoft Dataverse database.	<input type="radio"/>	<input type="radio"/>

Answer:

Answer Area

Statement	Yes	No
Model-driven apps require a Microsoft Dataverse database.	<input checked="" type="radio"/>	<input type="radio"/>
A flow instance can only access one Microsoft Dataverse database.	<input type="radio"/>	<input checked="" type="radio"/>
Canvas apps require a Microsoft Dataverse database.	<input type="radio"/>	<input checked="" type="radio"/>

Explanation:

Yes

No

No

Reference:

Question: 32

CertyIQ

HOTSPOT -

A company plans to create a Common Data Service environment.

For each of the following statements, select Yes if the statement is true. Otherwise, select No.

NOTE: Each correct selection is worth one point.

Hot Area:

Answer Area

Statement	Yes	No
You can create a Common Data Service environment in the Power Platform Admin center.	<input type="radio"/>	<input type="radio"/>
You must enable data encryption after you create a Common Data Service environment.	<input type="radio"/>	<input type="radio"/>
You can control security roles and privileges in a Common Data Service environment from the Power Apps Admin center.	<input type="radio"/>	<input type="radio"/>

Answer:

Answer Area

Statement	Yes	No
You can create a Common Data Service environment in the Power Platform Admin center.	<input checked="" type="radio"/>	<input type="radio"/>
You must enable data encryption after you create a Common Data Service environment.	<input type="radio"/>	<input checked="" type="radio"/>
You can control security roles and privileges in a Common Data Service environment from the Power Apps Admin center.	<input checked="" type="radio"/>	<input type="radio"/>

Explanation:

1) Yes

2) No

3) Yes -

Capability of "Power Apps Admin Center" is now in "Power Platform Admin Center"

Reference:

<https://docs.microsoft.com/en-us/power-platform/admin/create-database> <https://docs.microsoft.com/en-us/power-platform/admin/database-security>

Question: 33**CertyIQ**

A company plans to use AI Builder to help improve business performance. You need to determine which AI Models are available for use. Which three types of models can you use? Each correct answer presents a complete solution. NOTE: Each correct selection is worth one point.

- A. linear regression
- B. prediction
- C. object detection
- D. anomaly detection
- E. text classification

Answer: BCE**Explanation:**

Reference:

<https://docs.microsoft.com/en-us/ai-builder/model-types>**Question: 34****CertyIQ**

A company uses Microsoft 365 and Dynamics 365 Sales. The company does not have any developers on its staff. You need to explain to the executives the benefits of using Power Platform apps. What are two benefits? Each correct answer presents a complete solution. NOTE: Each correct selection is worth one point.

- A. Users can send emails from Dynamics 365 Sales to their personal email addresses.
- B. Users can create Power Apps to create apps for different departments.
- C. Users can use Power Automate to share information between Microsoft 365 and Dynamics 365 Sales.
- D. The company can unify all the mobile devices to one vendor.

Answer: BC**Question: 35****CertyIQ**

HOTSPOT -

A company needs to create several workflows and applications to help streamline their sales operations. You need to determine which applications are appropriate for given scenarios. Which applications should you use? To answer, select the appropriate options in the answer area. NOTE: Each correct selection is worth one point.

Hot Area:

Answer Area

Scenario	Application
Create no-code workflows that use different systems.	<div><div>▼</div><div>Azure Logic Apps</div><div>Power Apps</div><div>Power Automate</div></div>
Build no-code mobile application.	<div><div>▼</div><div>Azure Logic Apps</div><div>Power Apps</div><div>Power Automate</div></div>
Build a mobile application by using Microsoft Dataverse.	<div><div>▼</div><div>Azure Logic Apps</div><div>Power Apps</div><div>Power Automate</div></div>

Answer:

Answer Area

Scenario	Application
Create no-code workflows that use different systems.	<div><div>▼</div><div>Azure Logic Apps</div><div>Power Apps</div><div>Power Automate</div></div>
Build no-code mobile application.	<div><div>▼</div><div>Azure Logic Apps</div><div>Power Apps</div><div>Power Automate</div></div>
Build a mobile application by using Microsoft Dataverse.	<div><div>▼</div><div>Azure Logic Apps</div><div>Power Apps</div><div>Power Automate</div></div>

Explanation:

Reference:

<https://docs.microsoft.com/en-us/power-automate/getting-started> <https://docs.microsoft.com/en-us/azure/logic-apps/logic-apps-overview> <https://powerapps.microsoft.com/pl-pl/blog/business-model-may/>

Question: 36

CertyIQ

A company uses Dynamics 365 Supply Chain Management and Dynamics 365 Finance. User account data must be synchronized between the two systems. You need to ensure that the synchronized data is stored in one place. What should you use?

- A. Azure IoT Central
- B. Azure Active Directory

- C. SQL Server
- D. Microsoft Dataverse

Answer: D

Question: 37

CertyIQ

What is a benefit of deploying Microsoft 365 and Dynamics 365 apps in the same tenant?

- A. Use Common Data Services to connect to application data.
- B. You only need to set up groups in Microsoft 365 for permissions to all data.
- C. Users can access both Microsoft 365 and Dynamics 365 by using Single Sign-on (SSO).

Answer: C

Explanation:

When your Office 365 and Dynamics 365 are in different tenants it becomes quite the challenge and inconvenience. A few major issues are as follows Server-Side Sync – only supports single tenant. Single sign-on – need to log into two systems. <https://bethb-d365.com/2018/06/13/dynamics-365-and-office-365-in-different-tenants-how-to-consolidate/#post-39>:~:text=When%20your%20Office%20365%20and%20Dynamics,need%20to%20log%20into%20two%20system

Question: 38

CertyIQ

HOTSPOT -

You are creating a Power Apps app. You want to ensure that the app can be used by individuals who have a vision impairment.

For each of the following statements, select Yes if the statement is true. Otherwise, select No.

NOTE: Each correct selection is worth one point.

Hot Area:

Answer Area

Statement	Yes	No
Power Apps can use a screen reader without the need for a connector.	<input type="radio"/>	<input type="radio"/>
You can use an accessibility checker for Power Apps apps to check for accessibility violations and provide user interface tips.	<input type="radio"/>	<input type="radio"/>

Answer:

Answer Area

Statement

Yes

No

Power Apps can use a screen reader without the need for a connector.

☐☒

You can use an accessibility checker for Power Apps apps to check for accessibility violations and provide user interface tips.

☒☐

Explanation:

Box 1: No -

The following software combinations are the supported recommendations for consuming PowerApps with a screen reader:

- » Windows: Microsoft Edge / Narrator
- » macOS: Safari / VoiceOver
- » Android: PowerApps app / Talkback
- » iOS: PowerApps app / VoiceOver

Box 2: Yes -

Users who have vision, hearing, or other impairments can use your canvas app more easily and successfully if you consider accessibility as you design how the app looks and behaves. If you're not sure how to make your app more accessible, you can run the Accessibility checker in PowerApps Studio. This tool not only finds potential accessibility issues but also explains why each might be a potential problem for users who have a specific disability and offers suggestions on how to resolve each issue. The Accessibility checker detects screen-reader and keyboard issues for you, and you can find information about how to fix color-contrast issues by using accessible colors.

Reference:

<https://docs.microsoft.com/en-us/powerapps/user/screen-reader> <https://docs.microsoft.com/en-us/powerapps/maker/canvas-apps/accessibility-checker>

Question: 39

CertyIQ

DRAG DROP -

A bank uses Power Platform apps and flows to support business processes.

The company would like to use historical client data to predict whether a client's loan application is likely to be approved or rejected.

You need to use AI Builder to implement the solution.

Which four actions should you perform in sequence? To answer, move the appropriate actions from the list of actions to the answer area and arrange them in the correct order.

Select and Place:

Actions

Train the model.

Use the model in PowerApps or Power Automate.

Export data into AI Builder.

Publish the model.

Import data into Common Data Service.

Answer Area

Answer:

Actions	Answer Area
Train the model.	Import data into Common Data Service.
Use the model in PowerApps or Power Automate.	Train the model.
Export data into AI Builder.	Publish the model.
Publish the model.	Use the model in PowerApps or Power Automate.
Import data into Common Data Service.	

Explanation:

Step 1: Import data into Common Data Service.

AI Builder requires the use of Common Data Service, which is the data platform for PowerApps and allows you to store and manage business data. Common Data Service is the platform on which Dynamics 365 apps are built so if you're a Dynamics 365 customer, your data is already in Common Data Service.

Step 2: Train the model -

Step 3: Publish the model -

The last step is to publish your model.

Step 4: Use the model in PowerApps or Power Automate.

Reference:

<https://docs.microsoft.com/en-us/ai-builder/build-model>

Question: 40

CertyIQ

DRAG DROP -

A company plans to implement solutions that use Microsoft Dataverse.

You need to recommend features to meet the company's needs.

Which features should you recommend? To answer, drag the appropriate features to the correct requirements.

Each feature may be used once, more than once, or not at all. You may need to drag the split bar between panes or scroll to view content.

NOTE: Each correct selection is worth one point.

Select and Place:

Features

Answer Area

- business rules
- business process flows
- Common Data Model

Requirement

Feature

Validate data across multiple fields and entities regardless of the app used to create data.

Feature

Create visual guides to ensure that users enter data and perform tasks in a consistent manner.

Feature

Accelerate development by using a standard set of entities for the most common scenarios.

Feature

Answer:

Features

business rules

business process flows

Common Data Model

Answer Area**Requirement**

Validate data across multiple fields and entities regardless of the app used to create data.

Create visual guides to ensure that users enter data and perform tasks in a consistent manner.

Accelerate development by using a standard set of entities for the most common scenarios.

Feature

business rules

business process flows

Common Data Model

Explanation:

Box 1: business rules -

You can create business rules and recommendations to apply logic and validations without writing code or creating plug-ins. Business rules provide a simple interface to implement and maintain fast-changing and commonly used rules.

Box 2: business process flows -

Flows Power Automate includes several types of processes, each designed for a different purpose:

- Automated flows. Create a flow that performs one or more tasks automatically after it's triggered by an event.
- Button flows. Perform repetitive tasks simply by tapping a button on your mobile device.
- Scheduled flows. Create a flow that performs one or more tasks on a schedule such as once a day, on a specific date, or after a certain time.
- Business process flows. Ensure that people enter data consistently and follow the same steps every time they work in an app by creating a business process flow.
- Workflows and actions. Dynamics 365 customizers may be familiar with the classic Common Data Service processes, which are workflows and actions.

Box 3: Common Data Model -

Model-driven app design is a component-focused approach to app development. Model-driven app design doesn't require code and the apps you make can be simple or very complex. Unlike canvas app development where the designer has complete control over app layout, with model-driven apps much of the layout is determined for you and largely designated by the components you add to the app.

Reference:

<https://docs.microsoft.com/en-us/powerapps/maker/model-driven-apps/guide-staff-through-common-tasks-processes> <https://docs.microsoft.com/en-us/powerapps/maker/model-driven-apps/model-driven-app-overview>

Question: 41**CertyIQ**

DRAG DROP -

A manufacturing company is evaluating AI Builder.

You need to select AI Builder models to address specified requirements.

Which model types should you use? To answer, drag the appropriate model types to the correct requirements. Each model type may be used once, more than once, or not at all. You may need to drag the split bar between panes or scroll to view content.

NOTE: Each correct selection is worth one point.

Select and Place:

Model types

prediction

form processing

object detection

Answer Area

Requirement

Identify products without labels or serial numbers.

Identify customers who might not pay their invoices on time.

Model type

Answer:

Model types

form processing

Answer Area

Requirement

Identify products without labels or serial numbers.

Identify customers who might not pay their invoices on time.

Model type

object detection

prediction

Explanation:

Reference:

<https://docs.microsoft.com/en-us/ai-builder/object-detection-model-in-flow> <https://docs.microsoft.com/en-us/ai-builder/prediction-overview>

Question: 42

CertyIQ

DRAG DROP -

You manage the support team at a rapidly growing company.

Support technicians need a better experience when logging and responding to support requests.

You need to recommend tools to help the company's needs.

Which tools should you recommend? To answer, drag the appropriate tools to the correct requirements. Each tool may be used once, more than once, or not at all. You may need to drag the split bar between panes or scroll to view content.

NOTE: Each correct selection is worth one point.

Select and Place:

Tools

Power Apps

Power Automate

Power BI

Microsoft Dataverse

Answer Area

Requirement

Support technicians must be able to submit support requests by using an app.

Customer data must be stored and synchronized with Dynamics 365 Finance.

Support technicians must be notified when a new support request is entered.

Tool

Answer:

Tools

Power Apps

Power Automate

Power BI

Microsoft Dataverse

Answer Area**Requirement**

Support technicians must be able to submit support requests by using an app.

Customer data must be stored and synchronized with Dynamics 365 Finance.

Support technicians must be notified when a new support request is entered.

Tool

Power Apps

Microsoft Dataverse

Power Automate

Explanation:**Reference:**

<https://docs.microsoft.com/en-us/powerapps/maker/canvas-apps/help-desk-install> <https://docs.microsoft.com/en-us/power-platform/admin/data-integrator> <https://docs.microsoft.com/en-us/power-automate/getting-started>

Question: 43**CertyIQ****HOTSPOT -**

A business is evaluating AI Builder.

Which actions can you perform?

For each of the following statements, select Yes if the statement is true. Otherwise, select No.

NOTE: Each correct selection is worth one point.

Hot Area:

Answer Area**Statement****Yes****No**

You can use a text classification model in AI Builder to retrieve text and perform sentiment analysis for ServiceNow incidents.

☐☐

You can tag Instagram posts that mention your new product.

☐☐

You can send results about the number of mentions of your new product in Instagram to Power BI for inclusion on a dashboard.

☐☐**Answer:**

Answer Area

Statement	Yes	No
You can use a text classification model in AI Builder to retrieve text and perform sentiment analysis for ServiceNow incidents.	<input checked="" type="radio"/>	<input type="radio"/>
You can tag Instagram posts that mention your new product.	<input checked="" type="radio"/>	<input type="radio"/>
You can send results about the number of mentions of your new product in Instagram to Power BI for inclusion on a dashboard.	<input checked="" type="radio"/>	<input type="radio"/>

Explanation:

1) Yes - Core feature of AI builder

2) Yes - AI Builder actions

3) Yes - AI Builder actions

Power Automate offers "AI Builder actions" that enable usage of all model types in flows. Adding AI Builder actions in your flow allows you to:

1) Perform model inference by using outputs of upstream actions (email attachments received, SharePoint files dropped, created records in a Common Data Service entity, and so on).

2) Process model inference results in downstream actions (send by email, store in Common Data Service records, message in Teams, and so on).

Reference:

<https://docs.microsoft.com/en-us/ai-builder/create-text-classification-model> <https://radacad.com/object-detector-app-with-ai-builder-and-power-apps>

Question: 44

CertyIQ

DRAG DROP -

Match each tool to its task. To answer, drag the appropriate tool from the column on the left to its task on the right. Each tool may be used once, more than once, or not at all.

NOTE: Each correct match is worth one point.

Select and Place:

Tools**Answer Area****Task**

Automate workflows.

Tool

Trigger an action from an event.

Create a custom mobile data entry screen.

Answer:**Tools****Answer Area****Task**

Automate workflows.

Tool

Trigger an action from an event.

Create a custom mobile data entry screen.

Explanation:**Reference:**

<https://docs.microsoft.com/en-us/power-automate/getting-started> <https://docs.microsoft.com/en-us/powerapps/maker/portals/compose-page#add-form>

Question: 45**CertyIQ****HOTSPOT -**

You are a retail director for a large clothing company. Each week you use the corporate YouTube channel to create a video that highlights new initiatives, and goals for retail operations.

You need to design a Power Apps app that streams the videos to internal users.

Which objects should you use? To answer, select the appropriate options in the answer area.

NOTE: Each correct selection is worth one point.

Hot Area:

Answer Area

Action

Option

Implement the Power Apps app.

	▼
Canvas	
Model-driven	
Portal	

Use drag and drop to add a video to the app.

	▼
View	
Connector	
Control	

Apply consistent company colors to the app.

	▼
Unified Interface	
Control	
Theme	
Template	

Answer:

Answer Area

Action

Option

Implement the Power Apps app.

▼

Canvas
Model-driven
Portal

Use drag and drop to add a video to the app.

▼

View
Connector
Control

Apply consistent company colors to the app.

▼

Unified Interface
Control
Theme
Template

Explanation:

Implement the Power Apps app.

Choice: Canvas

A Canvas app in Power Apps is ideal for creating a custom app experience where you can embed media and design the layout freely, which is suitable for an app intended to stream videos.

Use drag and drop to add a video to the app.

Choice: Control

In Power Apps, you would use a 'Control' (specifically, the Video control or Media control) to embed and display videos in the app. These controls can be added to the app's canvas through a drag-and-drop interface.

Apply consistent company colors to the app.

Choice: Theme

To apply consistent company colors to the app, you would use 'Themes' in Power Apps. Themes allow you to apply a consistent set of colors and styles across the app, ensuring brand consistency and a uniform look and feel.

Question: 46**CertyIQ**

HOTSPOT -

You want to create a Power Apps app that allows you to define a custom Sitemap. What should you do? To answer, select the appropriate options in the answer area.

Hot Area:

Answer Area

Navigate to the Power Apps portal and create

	▼
a canvas app.	
a model-driven app.	
a portal app.	
an app by using a template.	

Answer:**Answer Area**

Navigate to the Power Apps portal and create

	▼
a canvas app.	
a model-driven app.	
a portal app.	
an app by using a template.	

Explanation:

Reference:

<https://docs.microsoft.com/en-us/powerapps/powerapps-overview>**Question: 47****CertyIQ**

A company is building apps to support their business operations. The apps will use connectors to access data from several data sources and respond to a number of events generated by components.

Which two operations can you use for connectors? Each correct answer presents part of the solution.

NOTE: Each correct selection is worth one point.

- A. Actions
- B. Plug-ins
- C. Gateways
- D. Triggers

Answer: AD

Explanation:

Each connector offers a set of operations classified as actions and triggers. Once you connect to the underlying service, these operations can be easily leveraged within your apps and workflows.

<https://learn.microsoft.com/en-us/connectors/connectors>

Question: 48

CertyIQ

You are a sales manager for a large retail organization.

You are creating a Power Apps app that will display customer product purchase information from your old point-of-sale (POS) system and need to link those sales to the customer accounts and product sales in Dynamics 365 Commerce.

You need to use the appropriate component.

What should you use?

- A. Microsoft Dataverse
- B. business process flow
- C. entity metadata
- D. business rule

Answer: A

Question: 49

CertyIQ

You create a Power Virtual Agents chatbot.

You need to share the bot with other team members so that they can try out the bot before you share the bot with customers.

What should you use?

- A. demo website
- B. live production website
- C. test chat feature

Answer: A

Explanation:

Demo website

<https://docs.microsoft.com/en-us/power-virtual-agents/publication-connect-bot-to-web-channels>

Question: 50

CertyIQ

HOTSPOT -

You are planning to use the Business Card Reader and Sentiment Analysis prebuilt AI models to build solutions. For each of the following statements, select Yes if the statement is true. Otherwise, select No.

NOTE: Each correct selection is worth one point.

Hot Area:

Answer Area

Statement	Yes	No
The Business Card Reader model can be used with both Power Automate and Power Apps.	<input type="radio"/>	<input type="radio"/>
The Sentiment Analysis model can be used Power Automate only.	<input type="radio"/>	<input type="radio"/>

Answer:

Answer Area

Statement	Yes	No
The Business Card Reader model can be used with both Power Automate and Power Apps.	<input checked="" type="radio"/>	<input type="radio"/>
The Sentiment Analysis model can be used Power Automate only.	<input type="radio"/>	<input checked="" type="radio"/>

Explanation:

1. yes

2.NO

<https://docs.microsoft.com/en-us/learn/modules/get-started-with-ai-builder-sentiment-analysis/4-check>

Question: 51

CertyIQ

HOTSPOT -

Your company wants to create a help desk system and implement Dynamics 365 Customer Service.

The company has the following requirements:

- » Provide an application to allow support team staff to chat live with a customer.
- » Automatically import data from a Microsoft Excel spreadsheet once a day.
- » Provide a chatbot that can assist customers who need support.

You need to determine which applications to use to meet the requirements.

Which applications should you use? To answer, select the appropriate options in the answer area.

NOTE: Each correct selection is worth one point.

Hot Area:

Answer Area

Requirement

Automatically import data from a Microsoft Excel spreadsheet once a day.

Application

Custom Connector
Azure Data Lake
Power Automate
Power BI

Provide a chatbot that can assist customers who need support.

Power Virtual Agent
Power Automate

Answer:

Answer Area

Requirement

Automatically import data from a Microsoft Excel spreadsheet once a day.

Application

Custom Connector
Azure Data Lake
Power Automate
Power BI

Provide a chatbot that can assist customers who need support.

Power Virtual Agent
Power Automate

Explanation:

Reference:

<https://docs.microsoft.com/en-us/power-virtual-agents/fundamentals-what-is-power-virtual-agents>
A 10-step Guide to Excel Automation using Power Automate Desktop | by Utkarsh Shahdeo | Medium

Question: 52

CertyIQ

You create a business rule on contact entity to enforce the requirement that users must enter either a telephone number, fax number, or an email when creating a new record.

The company decides to remove fax number from the condition.

You need to update the business rule.

What are two ways of achieving the goal? Each correct answer presents a complete solution.

NOTE: Each correct selection is worth one point.

- A. Save a copy of the rule and change the condition. Deactivate and delete the original rule.
- B. Deactivate the business rule and change the condition.
- C. Take a snapshot of the business rule and change the condition.

D. Change the condition and activate the change.

Answer: AB

Explanation:

you can't change anything without deactivating it first

Question: 53

CertyIQ

HOTSPOT -

You are learning about Power Apps and how to use triggers.

Which objects should you use? To answer, select the appropriate options in the answer area.

NOTE: Each correct selection is worth one point.

Hot Area:

Answer Area

Statement

Component

When a condition is met, Power Apps app can trigger a

	▼
connector.	
Power Automate flow.	
gateway.	
solution.	

Actions and triggers are properties of a

	▼
connector.	
gateway.	
solution.	

Answer:

Answer Area

Statement

Component

When a condition is met, Power Apps app can trigger a

	▼
connector.	
Power Automate flow.	
gateway.	
solution.	

Actions and triggers are properties of a

	▼
connector.	
gateway.	
solution.	

Explanation:

Box 1 Power Automate flow.

Box2 : Connectors (A connector is a proxy or a wrapper around an API that allows the underlying service to talk to Microsoft Power Automate, Microsoft Power Apps, and Azure Logic Apps. It provides a way for users to connect their accounts and leverage a set of prebuilt actions and triggers to build their apps and workflows.)
<https://learn.microsoft.com/en-us/connectors/connectors>

Question: 54

CertyIQ

A coworker is creating an app in Power Apps and needs to automatically synchronize data from an external source. The coworker is unable to locate a suitable Microsoft approved connector template in AppSource. You need to recommend a solution for the coworker. What should you recommend?

- A. Create a custom connector.
- B. Ask the outside source to send you the data once a week.
- C. Use Power Automate to connect to the database.
- D. Open a ticket with Microsoft and request a new connector.
- E. Use Microsoft Azure Service Bus.

Answer: A

Explanation:

There are 250 + predefined connectors that you can use in your PowerApps and in your Microsoft Flows. If you do not find any that suits your needs, you have the possibility to create a Custom Connector.

Note: A Custom Connector is a wrapper around a REST API (Logic Apps also supports SOAP APIs) that allows Logic Apps, Microsoft Flow, or PowerApps to communicate with that REST or SOAP API.

Reference:

<https://carinaclaesson.com/2019/09/06/setting-up-a-custom-connector-from-an-openapi-file-and-utilizing-it-in-powerapps-and-flow/>

Question: 55

CertyIQ

A toy company creates a text classification model in AI Builder to monitor customer feedback for specific key words.

When negative feedback is received for a toy, the company wants to proactively perform engineering reviews for the toy and schedule additional training sessions for workers who produce the toy.

What are two possible ways to achieve the goal? Each correct answer presents a complete solution.

NOTE: Each correct selection is worth one point.

- A. Create a canvas app.
- B. Implement the Virtual Agent.
- C. Build a Power Automate flow.
- D. Use the Common Data Model.

Answer: AC

Explanation:

A (not D): AI Builder comes with:

A ready-to-use business card reader available in canvas as well as in model-driven apps.

Business card reader (Canvas)

Business card reader (Model-driven)

Additional canvas components to leverage your AI Builder form processing or object detection models canvas apps.

C: Use the results from your AI model across Power Platform to create end-to-end solutions that meet your business needs, even if you have no coding skills. For example, create a flow that automates document processing in Power Automate, or an app created with PowerApps that predicts whether a supplier will be out of compliance.

Reference:

<https://docs.microsoft.com/en-us/ai-builder/use-in-powerapps-overview>

Question: 56

CertyIQ

HOTSPOT -

A company is evaluating AI Builder.

Instructions: For each of the following statements, select Yes if the statement is true. Otherwise, select No.

NOTE: Each correct selection is worth one point.

Hot Area:

Answer Area

	Yes	No
Prebuilt AI Builder models are pretrained and are ready to interpret business data immediately.	<input type="radio"/>	<input type="radio"/>
Prebuilt AI Builder models exist for both Power Automate and Power Apps.	<input type="radio"/>	<input type="radio"/>

Answer:

Answer Area

	Yes	No
Prebuilt AI Builder models are pretrained and are ready to interpret business data immediately.	<input checked="" type="radio"/>	<input type="radio"/>
Prebuilt AI Builder models exist for both Power Automate and Power Apps.	<input checked="" type="radio"/>	<input type="radio"/>

Explanation:

Reference:

<https://docs.microsoft.com/en-us/ai-builder/prebuilt-overview>

Question: 57

CertyIQ

DRAG DROP -

You are implementing a solution for an animal hospital.

The animal hospital must contact owners regarding their pets.

You need to model the owner and pet object information by using Microsoft Dataverse. The solution must minimize the amount of customization required:

- owner first name
- owner last name
- owner email address
- owner date of birth
- pet name
- pet breed
- pet owner

Which component should you use? To answer, drag the appropriate components to the correct data. Each component may be used once, more than once, or not at all. You may need to drag the split bar between panes or scroll to view content.

NOTE: Each correct selection is worth one point.

Select and Place:

Answer Area

Components	Data	Component
Standard Dataverse table	The owner object	
Custom Dataverse table	The pet object	
Column	The owner's email address	
Relationship	Reference a pet record as belonging to an owner record	

Answer:

Answer Area

Components

Data

Component

Standard Dataverse table

The owner object

Standard Dataverse table

Custom Dataverse table

The pet object

Custom Dataverse table

Column

The owner's email address

Column

Relationship

Reference a pet record as belonging to an owner record

Relationship

Explanation:

Box 1: Standard Dataverse table -

Standard: Several standard tables, also known as out-of-box tables, are included with a Dataverse environment. Account, business unit, contact, task, and user tables are examples of standard tables in Dataverse. Most of the standard tables included with Dataverse can be customized.

Box 2: Standard Custom Dataverse table

Custom: Custom tables are unmanaged tables that are either imported from an unmanaged solution or are new tables created directly in the Dataverse environment.

Reference:

<https://docs.microsoft.com/en-us/power-apps/maker/data-platform/types-of-entities>

Question: 58

CertyIQ

DRAG DROP -

A company plans to build canvas apps that will be used within Microsoft Teams.

You need to identify the platform based on the design considerations.

To answer, drag the appropriate platforms to the correct design considerations. Each platform may be used once, more than once, or not at all. You may need to drag the split bar between panes or scroll to view content.

NOTE: Each correct selection is worth one point.

Select and Place:

Answer Area

Platforms

Design consideration

Platform

Dataverse

Limit the number of rows to less than one million that can exist for an application in Teams.

Dataverse for Teams

Ensure that professional developers have as many features available as possible, such as API access, plug-ins, and more, when developing applications for use within Teams.

Answer:

Answer Area

Platforms

Design consideration

Platform

Dataverse

Limit the number of rows to less than one million that can exist for an application in Teams.

Dataverse for Teams

Dataverse for Teams

Ensure that professional developers have as many features available as possible, such as API access, plug-ins, and more, when developing applications for use within Teams.

Dataverse

Explanation:

Box 1: Dataverse for Teams -

Over time, the data stored in the Dataverse for Teams environment will grow and eventually reach the capacity limit that these environments have (2 GB). At this point, existing apps will continue to operate but new applications won't be allowed to be created or installed. Customers will be directed to contact a tenant admin to upgrade the Dataverse for Teams environments to Dataverse and obtain more capacity.

Box 2: Dataverse -

Reference:

<https://docs.microsoft.com/en-us/power-platform/admin/about-teams-environment>

Question: 59

CertyIQ

You need to display sales orders greater than a specific threshold in a Power BI report. What should you use?

- A. filter
- B. Power Query
- C. Common Data Service
- D. connector

Answer: A

Explanation:

filtering (A) is the best option for DISPLAY-ing a selection of data.

Question: 60

CertyIQ

You are a sales representative. You create a Power BI report to visualize data from a Microsoft Excel workbook. Users need to be able to view and share the report.

Which two actions should you perform? Each correct answer presents part of the solution.

NOTE: Each correct selection is worth one point.

- A. Pin the report to a dashboard.
- B. Export the data.
- C. Publish the dashboard.
- D. Share the dashboard.

Answer: AD

Explanation:

Reference:

<https://docs.microsoft.com/en-us/power-bi/create-reports/service-dashboard-pin-live-tile-from-report> <https://docs.microsoft.com/en-us/power-bi/collaborate-share/service-share-dashboards#limitations-and-considerations>

Question: 61

CertyIQ

HOTSPOT -

You create reports within Power BI to report on the status of a project. A manager asks you to share the reports with other team members. You decide to create a published app and set permissions to allow other team members to view the reports.

For each of the following statements, select Yes if the statement is true. Otherwise, select No.

NOTE: Each correct selection is worth one point.

Hot Area:

Answer Area

Statement	Yes	No
The Power BI published app is stored within the Team site so that others can install it.	<input type="radio"/>	<input type="radio"/>
One of the other project managers installs and modifies a dashboard within the Power BI published app. The changes are automatically made into the original published app.	<input type="radio"/>	<input type="radio"/>

Answer:

Answer Area

Statement	Yes	No
The Power BI published app is stored within the Team site so that others can install it.	<input type="radio"/>	<input checked="" type="radio"/>
One of the other project managers installs and modifies a dashboard within the Power BI published app. The changes are automatically made into the original published app.	<input type="radio"/>	<input checked="" type="radio"/>

Explanation:

1. NO

2. NO

First is no because there are 2 ways

First, you can share that URL with them. The first time they go to the URL, they're asked if they want to install the app. If they click Add, it's added to the Apps section of their Power BI site.

Second, they can click Get apps in the Apps section of the Power BI service. Microsoft AppSource opens, where they see all the apps that have been shared with them, including the app that you most recently shared with them. If the organization has a lot of apps, they may need to search for it.

Either way, after that whenever they go to Apps, they'll see this app in their list.

They can also install the app from their iOS, Android, or Windows device by clicking the link in the email. The app installs automatically and opens in the default landing page.

Reference:

<https://powerbi.microsoft.com/en-us/blog/distribute-to-large-audiences-with-power-bi-apps/>

Question: 62

CertyIQ

DRAG DROP -

A company plans to create an information portal that managers can use to view critical information about their teams.

You need to recommend the type of Power BI components that the company should use.

What should you recommend? To answer, drag the appropriate component types to the correct requirements. Each component type may be used once, more than once, or not at all. You may need to drag the split bar between panes or scroll to view content.

NOTE: Each correct selection is worth one point.

Select and Place:

Component types

Answer Area

Component type	Requirement	Component type
Dashboard		
Report	Display data from a Microsoft Excel workbook that has multiple worksheets into one chart.	Component type
	Display the top departmental goal metrics and alert users when specific thresholds targets are met.	Component type
	Display Sales charts that can be filtered by region.	Component type

Answer:

Component types

Answer Area

Component type	Requirement	Component type
Dashboard		
Report	Display data from a Microsoft Excel workbook that has multiple worksheets into one chart.	Report
	Display the top departmental goal metrics and alert users when specific thresholds targets are met.	Dashboard
	Display Sales charts that can be filtered by region.	Report

Explanation:

Box 1: Report -

Reports are more detailed data displayed in many formats like chart, graphs list and in tabular, etc.

Box 2: Dashboard -

Dashboards are a business key performance indicator view where it displays key values that can change business profits and can be glanced at one screen.

Box 3: Report -

Power BI dashboards cannot slice and dice, but reports have many ways to filter and slice.

Note: Power BI dashboards are one placeholder to display the most important decision-making facts to run a business. But reports are more detailed data displayed in many formats like chart, graphs list and in tabular, etc. Reports are based on one dataset or one business unit data for example reports of a store belonging to California.

Reference:

<https://www.educba.com/power-bi-dashboard-vs-report/>

Question: 63

CertyIQ

HOTSPOT -

You have a Power BI report.

For each of the following statements, select Yes if the statement is true. Otherwise, select No.

NOTE: Each correct selection is worth one point.

Hot Area:

Answer Area

Statement	Yes	No
You can export data from a visualization in a Power BI report.	<input type="radio"/>	<input type="radio"/>
You can show the data behind a visual report on your screen without exporting the data.	<input type="radio"/>	<input type="radio"/>
You can export data to view supporting data for a KPI.	<input type="radio"/>	<input type="radio"/>

Answer:

Answer Area

Statement	Yes	No
You can export data from a visualization in a Power BI report.	<input checked="" type="radio"/>	<input type="radio"/>
You can show the data behind a visual report on your screen without exporting the data.	<input checked="" type="radio"/>	<input type="radio"/>
You can export data to view supporting data for a KPI.	<input checked="" type="radio"/>	<input type="radio"/>

Explanation:

Box 1: Yes -

If you'd like to see the data that Power BI uses to create a visualization, you can display that data in Power BI. You can also export that data to Excel as an .xlsx or

.csv file. The option to export the data requires a Pro or Premium license and edit permissions to the dataset and report.

Note: Export data from a Power BI dashboard

1. Select the ellipsis in the upper-right corner of the visualization.
2. Choose the Export data icon.
3. Power BI exports the data to a .csv file. If you've filtered the visualization, then the app will filter the downloaded data.
4. Your browser will prompt you to save the file. Once saved, open the .csv file in Excel.

Box 2: Yes

Box 3: Yes -

A KPI dataset needs to contain goal values for a KPI. If your dataset doesn't contain goal values, you can create them by adding an Excel sheet with goals to your data model or PBIX file.

Note: A Key Performance Indicator (KPI) is a visual cue that communicates the amount of progress made toward a measurable goal.

Question: 64

CertyIQ

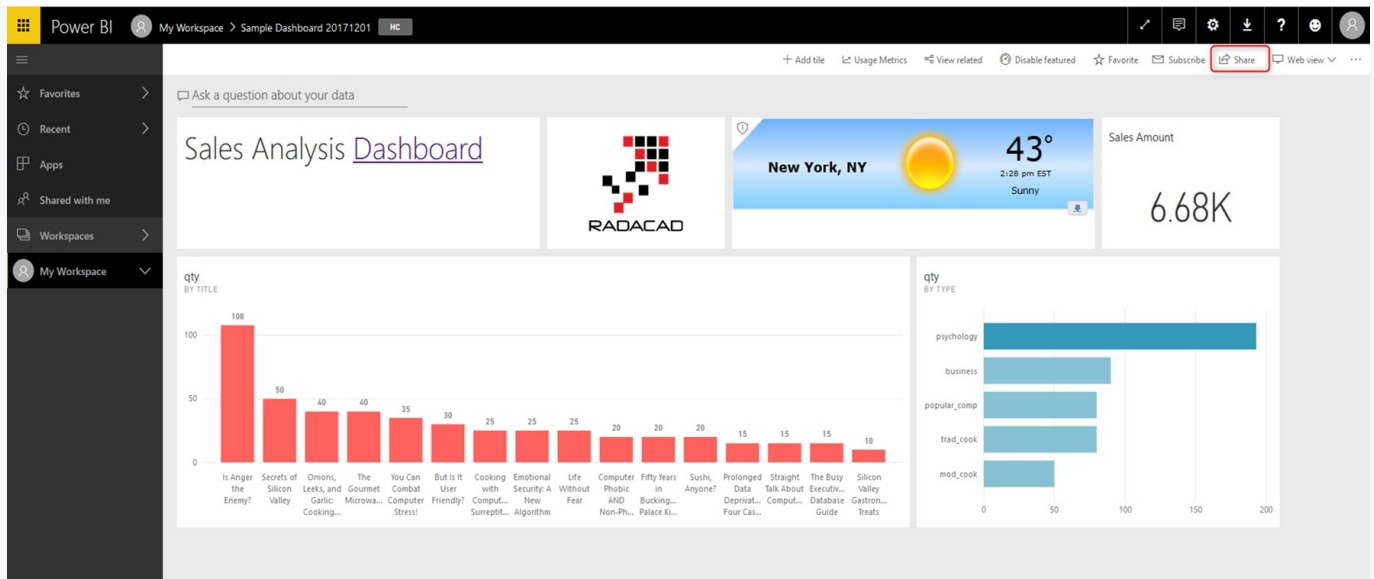
You create a Power BI dashboard that displays data from Dynamics 365 Customer Engagement. You need to share the Power BI dashboard with coworkers. What are three possible ways to achieve the goal? Each correct answer presents a complete solution. NOTE: Each correct selection is worth one point.

- A. Create a Power BI workspace and grant coworkers permissions.
- B. Publish the dashboard as an app to your coworkers.
- C. Export the data into Common Data Service for others to manipulate in Power BI.
- D. Export the data to Microsoft Excel for coworkers to import and view in Power BI.
- E. Embed reports in your company's internal web portal.

Answer: ABE

Explanation:

A: Basic Sharing for Dashboards and Reports through a workspace is the most common way of sharing the Power BI content. Basic Sharing is very simple and easy to use method. You can simply click on the Share button in the dashboard or report, and then share it with other users.



B: Apps are great sharing method for multiple environment, and best way of sharing for users in production environment.

Power BI App is the solution for multiple environment approach. With Power BI App, your development environment (workspace), and user environment (App) are isolated from each other.

Note: If you are using SharePoint online as a portal for document management and some other reasons already, then consider using Embed in SharePoint Online feature of Power BI reports. This method is secure and you can share the report only with Power BI users you want.

E: Sometimes, you don't need a secure way of sharing, you may search for an easy and free way of sharing, and your content is not confidential or sensitive.

Publish to web is your friend in such situation. This is the only free way of sharing in Power BI, but be aware that this method is not secure.

Publish to web method, gives you an embed code, which you can use in any web pages to embed the Power BI report in it

Reference:

<https://radacad.com/power-bi-sharing-methods-comparison-all-in-one-review>

Question: 65

CertyIQ

Your company has an on-premises Microsoft SQL Server database that contains legacy sales data. You must display information from the database in a new

Power Apps app.

You need to establish a secure connection between the database and the app.

What should you use?

- A. Data source
- B. App
- C. Data gateway
- D. Power Automate

Answer: C

Explanation:

For an on-premises database, identify a data gateway that was shared with you (or create one).

Specify Connect using on-premises data gateway, type or paste the server name, the database name, the user name, and the password for the database that you want to use, and specify the authentication type and the gateway.

Reference:

<https://docs.microsoft.com/en-us/powerapps/maker/canvas-apps/connections/connection-azure-sqldatabase>

Question: 66

CertyIQ

A recent update has been made to a canvas app.
The update causes usability issues.
You need to roll back the app to a previous version.
What should you do?

- A. Restore the previous version of the app.
- B. Uninstall the app for all users and reinstall by using the package from a previous version.
- C. Deactivate the live app, import the previous version of the app, and then activate the app.
- D. Delete the app and create a new app based on the previous version.

Answer: A

Explanation:

Restore a canvas app to a previous version in PowerApps.

Restore an app from your account

1. Open powerapps.com, and then click or tap Apps in the left navigation bar.
2. Near the right edge, click or tap the info icon for the app that you want to restore.
3. Click or tap the Versions tab, and then click or tap Restore for the version that you want to restore.
4. In the confirmation dialog box, click or tap Restore.

A new version is added to your list.

Reference:

<https://docs.microsoft.com/en-us/powerapps/maker/canvas-apps/restore-an-app>

Question: 67

CertyIQ

You are a district manager for a large retail organization. You train each store manager to use Power BI to track sales and daily sales targets.
A store manager remembers learning about the Analyze in Excel option but cannot find the option in their Power BI dashboard.
You need to help the user resolve the issue.
How should you advise the user?

- A. Install the Power BI Desktop app.
- B. Select the Spotlight button on the dashboard tile.
- C. Subscribe to the dashboard and follow the email link.
- D. Navigate to the report used by the dashboard.

Answer: D

Explanation:

Reference:

<https://docs.microsoft.com/en-us/power-bi/collaborate-share/service-analyze-in-excel>

Question: 68

CertyIQ

DRAG DROP -

You are a district manager for a large retail company. You want to provide sales managers with deeper sales insights to ensure that they can make more informed decisions for their stores.

Store managers must be able to view data in near real-time.

You need to create and share a Power BI dashboard that can be used by the store managers.

Which tools can you use? To answer, drag the appropriate reporting types to the correct requirements. Each reporting type may be used once, more than once, or not at all. You may need to drag the split bar between panes or scroll to view content.

NOTE: Each correct selection is worth one point.

Select and Place:

Reporting types	Answer Area	
	Requirement	Reporting type
Power BI Service only	Create Power BI dashboards that contain a single store's sales information.	
Power BI Desktop only	Share that dashboard with your retail managers.	
Power BI Desktop or Power BI Service		

Answer:

Reporting types	Answer Area	
	Requirement	Reporting type
Power BI Service only	Create Power BI dashboards that contain a single store's sales information.	Power BI Service only
	Share that dashboard with your retail managers.	Power BI Service only

Explanation:

Box 1: PBI Service ONLY

Box 2: PBI Service ONLY

Reference:

<https://learn.microsoft.com/en-us/power-bi/create-reports/service-dashboards>

Question: 69

CertyIQ

DRAG DROP -

A company uses Microsoft Excel workbooks to store consolidated sales data. Workbooks are stored on OneDrive for Business.

Match each Power BI feature to its requirement. To answer, drag the appropriate features from the column on the left to its requirement on the right. Each option may be used once, more than once, or not at all.

NOTE: Each correct match is worth one point.

Select and Place:

Features	Answer Area	
	Requirement	Feature
Q&A	Enable user-friendly reporting on phones.	
Mobile apps	Use natural language to query and aggregate data.	
Export to Excel		
Get data from files		

Answer:

Features

Export to Excel

Get data from files

Answer Area

Requirement

Enable user-friendly reporting on phones.

Use natural language to query and aggregate data.

Feature

Mobile apps

Q&A

Explanation:

Reference:

<https://docs.microsoft.com/en-us/power-bi/consumer/mobile/mobile-reports-in-the-mobile-apps>

Question: 70

CertyIQ

DRAG DROP -

A company plans to display support call metrics on a screen that is visible to all call center staff.

You need to recommend solutions to meet the company's requirements.

What should you recommend? To answer, drag the appropriate components to the correct requirements. Each component may be used once, more than once, or not at all. You may need to drag the split bar between panes or scroll to view content.

NOTE: Each correct selection is worth one point.

Select and Place:

Components

Tile

Theme

Template App

Alert

Treemap

DirectQuery

Page

Workspace

Answer Area

Requirement

Display a chart with incoming calls versus wait time and pin the chart to a dashboard.

Send a specific user a notification when the number of customer support calls waiting is over 20.

Display metrics from different datasets that have related data.

Component

Answer:

Components

Theme

Template App

DirectQuery

Page

Workspace

Answer Area

Requirement

Display a chart with incoming calls versus wait time and pin the chart to a dashboard.

Send a specific user a notification when the number of customer support calls waiting is over 20.

Display metrics from different datasets that have related data.

Component

Tile

Alert

Workspace

Explanation:

Tile

Alert

Question: 71

CertyIQ

You create a Power BI dashboard that displays Common Data Model data. You need to share the Power BI dashboard with coworkers and allow the coworkers to collaborate. What are two possible ways to achieve the goal? Each correct answer presents a complete solution. NOTE: Each correct selection is worth one point.

- A. Create a Power BI workspace and grant coworkers permissions.
- B. Publish the dashboard as an app to your coworkers.
- C. Export the data to Microsoft Excel. Make required changes and then re-import the data.
- D. Create a Power Automate flow to export the data into a SQL Server database.

Answer: AB

Explanation:

- A. Create a Power BI workspace and grant coworkers permissions.
- B. Publish the dashboard as an app to your coworkers.

Create a Power BI workspace and grant coworkers permissions: You can create a new Power BI workspace, add your dashboard to the workspace, and then invite your coworkers to the workspace. You can then grant them permissions to access and collaborate on the dashboard.

Publish the dashboard as an app to your coworkers: You can publish the dashboard as an app, and then share the app with your coworkers. They can then install the app and access the dashboard.

Question: 72

CertyIQ

You are using Dynamics 365 Sales. You need to create a Power BI report that includes customer office locations. The City and State columns must be combined to form one column on the report. What should you do?

- A. Use Power Query Editor to merge columns.
- B. Import the data.
- C. Export data to Microsoft Excel.
- D. Create a view.

Answer: A

Explanation:

Reference:

<https://support.microsoft.com/en-us/office/merge-columns-power-query-80ec9e1e-1eb6-4048-b500-d5d42d9f0a8d>

Question: 73

CertyIQ

DRAG DROP -

A company needs to create a series of mobile applications to empower their field engineers to accomplish several tasks with varying degrees of complexity.

Match each app type to its definition. To answer, drag the appropriate app type from the column on the left to its definition on the right. Each app type may be used once, more than once, or not at all.

NOTE: Each correct match is worth one point.

Select and Place:

App types	Answer Area	Definition	App type
model-driven			
dashboard		Quickly create apps for very complex business processes from data in Common Data Service with very little or no code.	App type
dataset			
canvas		Create simple apps with a highly customizable user interface layouts.	App type

Answer:

App types	Answer Area	Definition	App type
model-driven			
dashboard		Quickly create apps for very complex business processes from data in Common Data Service with very little or no code.	model-driven
dataset			
canvas		Create simple apps with a highly customizable user interface layouts.	canvas

Explanation:

Box 1: model-driven -

Both model-driven and canvas apps allow you to easily build business apps. They both share access to the Common Data Service providing standard and custom entities. Model-driven apps start with your data model " building up from the shape of your core business data and processes in the Common Data Service to model forms, views, and other components. Model-driven apps automatically generate great UI that is responsive across devices.

Box 2: canvas -

Canvas apps start with your user experience, crafting a highly tailored interface with the power of a blank canvas and connecting it to 200 data sources. Canvas apps can be built for web, mobile, and tablet applications.

Reference:

<https://powerapps.microsoft.com/sv-se/blog/introducing-model-driven-apps/>

Question: 74

CertyIQ

HOTSPOT -

A user is starting to learn about Power Apps.

Which objects should you use? To answer, select the appropriate options in the answer area.

NOTE: Each correct selection is worth one point.

Hot Area:

Answer Area

A Power Apps app can call a

	▼
connector	
flow	
gateway	
solution	

Actions and triggers are properties of a

	▼
connector	
flow	
gateway	
solution	

Answer:

Answer Area

A Power Apps app can call a

	▼
connector	
flow	
gateway	
solution	

Actions and triggers are properties of a

	▼
connector	
flow	
gateway	
solution	

Explanation:

1- App calls a connector

2- A flow has a trigger and an Action

Reference:

<https://docs.microsoft.com/en-us/powerapps/powerapps-overview> <https://docs.microsoft.com/en-us/power-automate/getting-started>

Question: 75

CertyIQ

What is a benefit of deploying Microsoft 365 and Dynamics 365 apps in the same tenant?

- A. You do not need to manually back up data.
- B. Both will use the same time zone.

- C. You can use Power BI to display data that comes from both environments.
- D. You can implement Single Sign-On (SSO).

Answer: D

Explanation:

You don't need Power BI on the same tenant to pull data. Power BI reports can connect to multiple tenants to get data into a single place. C doesn't make sense because you can achieve it regardless.

Question: 76

CertyIQ

A company runs a call center to handle customer support inquiries. The company tracks metrics including the number of incoming calls and call resolution rates. The company wants to display the metrics on a shared screen that is visible to all call center staff. You need to recommend a visualization solution for the company. Which Power Platform feature should you recommend?

- A. AI Builder
- B. Power Automate
- C. Power Apps
- D. Power BI

Answer: D

Question: 77

CertyIQ

HOTSPOT -
You are a regional sales manager for a large internet retailer. You create a series of Power BI reports and dashboards to help sales associates be more productive and increase sales. Sales are not increasing as expected. You need to determine if the new reports are being used and send emails to sales associates to provide guidance on how to use the reports and dashboards. Which features should you use? To answer, select the appropriate options in the answer area. NOTE: Each correct selection is worth one point.
Hot Area:

Answer Area

Requirement

Send an email to the sales associates on a predetermined schedule.

	▼
Subscribe	
Export	
Favorites	
Publisher	

Quantify the adoption usage from the sales associates.

	▼
Explore	
Favorites	
Usage metrics	
Performance inspector	

Answer:

Answer Area

Requirement

Send an email to the sales associates on a predetermined schedule.

	▼
Subscribe	
Export	
Favorites	
Publisher	

Quantify the adoption usage from the sales associates.

	▼
Explore	
Favorites	
Usage metrics	
Performance inspector	

Explanation:

Reference:

<https://docs.microsoft.com/en-us/power-bi/consumer/end-user-subscribe> <https://docs.microsoft.com/en-us/power-bi/service-usage-metrics>

Question: 78

CertyIQ

You are creating Power BI reports.

You need to choose which filters you can use for reports.

Which three types of filters can you use? Each correct answer presents a complete solution.

NOTE: Each correct selection is worth one point.

- A. drill-down
- B. automatic
- C. database
- D. manual
- E. external

Answer: ABD

Explanation:

Reference:

<https://docs.microsoft.com/en-us/power-bi/power-bi-report-filter-types>

Question: 79

CertyIQ

HOTSPOT -

You are building Power BI visualizations for a team.

For each of the following statements, select Yes if the statement is true. Otherwise, select No.

NOTE: Each correct selection is worth one point.

Hot Area:

Answer Area

Statements	Yes	No
Power BI can only retrieve data from up to two different sources for each dashboard.	<input type="radio"/>	<input type="radio"/>
Power BI visualizations can be used in canvas apps and model driven apps.	<input type="radio"/>	<input type="radio"/>
Power BI can display charts and list boxes on dashboards.	<input type="radio"/>	<input type="radio"/>

Answer:

Answer Area

Statements	Yes	No
Power BI can only retrieve data from up to two different sources for each dashboard.	<input type="radio"/>	<input checked="" type="radio"/>
Power BI visualizations can be used in canvas apps and model driven apps.	<input checked="" type="radio"/>	<input type="radio"/>
Power BI can display charts and list boxes on dashboards.	<input checked="" type="radio"/>	<input type="radio"/>

Explanation:

No

Yes

Yes

Multiple Datasources can be used in a dashboard

<https://community.powerbi.com/t5/Service/Workspace-dashboards-with-multiple-data-sources-Workspaces/m-p/1231679#M102872>

Embedding PowerBI in Canvas app

<https://www.youtube.com/watch?v=s5Vlp7gr1H4>

Adding PowerBi in model driven app

[https://knowledgefrommanish.com/dynamics365/add-power-bi-embedded-as-system-dashboard-in-model-driven-](https://knowledgefrommanish.com/dynamics365/add-power-bi-embedded-as-system-dashboard-in-model-driven-apps/#:~:text=Add%20a%20Power%20BI%20embedded%20dashboard%20to%20a%20model%2Ddriven,Add%20)

[apps/#:~:text=Add%20a%20Power%20BI%20embedded%20dashboard%20to%20a%20model%2Ddriven,Add%20](https://knowledgefrommanish.com/dynamics365/add-power-bi-embedded-as-system-dashboard-in-model-driven-apps/#:~:text=Add%20a%20Power%20BI%20embedded%20dashboard%20to%20a%20model%2Ddriven,Add%20)

Types of visuals can be implemented in PowerBI

Question: 80

CertyIQ

A manufacturing company uses Internet of Things (IoT) devices to monitor the temperature in different parts of their warehouse.

You need to view near real-time information from the IoT devices in Power BI Service dashboards.

Which tool should you use?

- A. Scheduled refresh dataset
- B. Streaming dataset
- C. Content Pack dataset
- D. Power BI dataflows
- E. Quick Insights

Answer: B

Explanation:

Reference:

<https://docs.microsoft.com/en-us/power-bi/service-real-time-streaming> <https://powerbi.microsoft.com/en-us/blog/using-power-bi-real-time-dashboards-to-display-iot-sensor-data-a-step-by-step-tutorial/>

Question: 81

CertyIQ

HOTSPOT -

You have a Power BI report with a page named RevReceived. The page shows gross revenue received by your company. You want to create an almost identical page that shows net revenue instead of gross revenue.

What should you do? To answer, select the appropriate option in the answer area.

Hot Area:

Answer Area

You should

- | |
|---|
| modify the RevReceived page |
| duplicate the RecReceived page and update the duplicate copy. |
| import the RevReceived page. |
| copy the visuals from RevReceived to a new page. |

Answer:

Answer Area

You should

- modify the RevReceived page
- duplicate the RecReceived page and update the duplicate copy.
- import the RevReceived page.
- copy the visuals from RevReceived to a new page.

Explanation:

Reference:

https://www.tutorialspoint.com/power_bi/power_bi_quick_guide.htm

Question: 82

CertyIQ

DRAG DROP -

A company plans to implement Power BI to analyze retail operations data.

You need to recommend solutions for the company.

Which Power BI components should the company use? To answer, drag the appropriate Power BI components to the correct requirements. Each Power BI component may be used once, more than once, or not at all. You may need to drag the split bar between panes or scroll to view content.

NOTE: Each correct selection is worth one point.

Select and Place:

Power BI components

reports

workspaces

dashboards

dataset

Answer Area

Requirement	Power BI component
Allow users to set and receive alerts when data changes beyond specified limits.	
View and filter data and export data to Microsoft Excel for further manipulation and analysis.	

Answer:

Power BI components

reports

workspaces

dashboards

dataset

Answer Area

Requirement	Power BI component
Allow users to set and receive alerts when data changes beyond specified limits.	dashboards
View and filter data and export data to Microsoft Excel for further manipulation and analysis.	reports

Explanation:

1 Dashboard, it is the text book definition:

<https://learn.microsoft.com/en-us/power-bi/create-reports/service-set-data-alerts>

Question: 83

CertyIQ

HOTSPOT -

You are creating Power BI visualizations.

You need to display the visuals where a user can perform each function.

Which solution should you use? To answer, select the appropriate option in the answer area.

NOTE: Each correct selection is worth one point.

Hot Area:

Answer Area

Requirement

Solution

Make decisions by analyzing high-level KPIs.

Power BI service

Power BI Desktop

Power BI dashboards

Drill down into the details of a visual.

Power BI reports

Power BI Desktop

Power BI dashboards

Answer:

Answer Area

Requirement

Solution

Make decisions by analyzing high-level KPIs.

Power BI service

Power BI Desktop

Power BI dashboards

Drill down into the details of a visual.

Power BI reports

Power BI Desktop

Power BI dashboards

Explanation:

Power BI dashboards.

Power BI reports.

Question: 84

CertyIQ

A company is using Power BI.

The company wants to see which data connectors are available for building dashboards.

You need to evaluate the available connectors.

What should you use to see all the available connectors?

- A. Power BI Workspace
- B. Common Data Service
- C. Power BI Dataflows
- D. Power Platform admin center
- E. Power BI Desktop

Answer: D

Explanation:

1. D is more likely for 2 reasons: One (as xav1er states), dashboards are a BI Service feature, not BI Desktop. Two, the PPAC at <https://admin.powerplatform.microsoft.com/dlp> allows you to define policies that allow or block connectors. You will not be able to see some of those in BI Desktop.
2. Dashboards = PBI Service = Cloud not Desktop. Think Dashboards Think Service Think Cloud Platform. Only option is PPA.

Question: 85

CertyIQ

HOTSPOT -

A company is using Power BI.

The company plans to analyze a large number of datasets. The company is concerned that this may negatively impact performance.

You need to identify and implement features to mitigate any performance issues.

Which features should you use? To answer, select the appropriate options in the answer area.

NOTE: Each correct selection is worth one point.

Hot Area:

Answer Area

Requirement

Feature

Improve performance by reducing table size.

Aggregations

Formulas

Modeling view

Cache data locally on a user's device.

Import

Dual

Answer:

Answer Area

Requirement

Feature

Improve performance by reducing table size.

Aggregations

Formulas

Modeling view

Cache data locally on a user's device.

Import

Dual

Explanation:

1. Modeling view - can reduce size of data.
2. Import - creates buffer/cache.

Question: 86

CertyIQ

You create a set of dashboards and reports for a project team that combines data from different sources in Power BI. Some of the data is considered sensitive. You need to distribute the dashboards and reports securely to the team. What should you create?

- A. a custom data connector

- B. a published app
- C. a Microsoft flow
- D. a Power BI workspace

Answer: D

Explanation:

Its a published app, but from a power BI WORKSPACE

Question: 87

CertyIQ

You are creating visuals in Power BI.

You create area charts, pie charts, and donut charts that use your company's data.

You need to display the charts to others at the company.

Which two objects can you add the charts to? Each correct answer presents a complete solution.

NOTE: Each correct selection is worth one point.

- A. Power BI service
- B. Power BI reports
- C. Power BI desktop
- D. Power BI dashboards

Answer: BD

Explanation:

Reference:

<https://docs.microsoft.com/en-us/power-bi/visuals/power-bi-visualization-types-for-reports-and-q-and-a>

Question: 88

CertyIQ

DRAG DROP -

A company is implementing Power BI to track sales.

Each of the company's regions has specific quarterly and yearly sales goals.

You need to build a Power BI dashboard for various reporting requirements.

Which chart types should you use? To answer, drag the appropriate chart types to the correct requirements. Each chart type may be used once, more than once, or not at all. You may need to drag the split bar between panes or scroll to view content.

NOTE: Each correct selection is worth one point.

Select and Place:

Answer Area

Chart types	Requirement	Chart type
Donut	Show the quarterly sales total to date in relation to the sales goal.	
KPIs	View the sales trend by month of the sales year to date for all regions.	
Line chart	View the year-to-date sales as a percentage by region.	
Matrix		

Answer:

Answer Area

Chart types	Requirement	Chart type
Donut	Show the quarterly sales total to date in relation to the sales goal.	KPIs
KPIs	View the sales trend by month of the sales year to date for all regions.	Line chart
Line chart	View the year-to-date sales as a percentage by region.	Donut
Matrix		

Explanation:

Box 1: KPIs -

A Key Performance Indicator (KPI) is a visual cue that communicates the amount of progress made toward a measurable goal.

Box 2: Line chart -

Line charts emphasize the overall shape of an entire series of values, usually over time.

Box 3: Donut -

Doughnut charts are similar to pie charts. They show the relationship of parts to a whole. The only difference is that the center is blank and allows space for a label or icon.

Reference:

<https://docs.microsoft.com/en-us/power-bi/visuals/power-bi-visualization-types-for-reports-and-q-and-a>

Question: 89

DRAG DROP -

You create a Power BI dashboard.

Match each option to its function. To answer, drag the appropriate option from the column on the left to its function on the right. Each option may be used once, more than once, or not at all.

NOTE: Each correct match is worth one point.

Select and Place:

Products

Share
Embed
Get Data
Pin

Answer Area

Requirement	Product
Ensure that coworkers can see the dashboard.	
Display data from Microsoft Excel in the dashboard.	
Add a report tile to the dashboard.	

Answer:

Products

Embed

Answer Area

Requirement	Product
Ensure that coworkers can see the dashboard.	Share
Display data from Microsoft Excel in the dashboard.	Get Data
Add a report tile to the dashboard.	Pin

Explanation:

Reference:

<https://docs.microsoft.com/en-us/power-bi/service-set-data-alerts> <https://docs.microsoft.com/en-us/power-bi/service-analyze-in-excel> <https://docs.microsoft.com/en-us/power-bi/service-dashboard-pin-tile-from-report>

Question: 90

You are using Dynamics 365 Sales.

You need to pull data into a Power BI report for your team. The City and State columns must be combined to form one column on the report.

Which function would you use? Each correct answer presents a complete solution.

NOTE: Each correct selection is worth one point.

- A. Use Power Query to merge columns.
- B. Import the data.
- C. Export data to Microsoft Excel.
- D. Create a view.

Answer: A

Explanation:

Reference:

<https://docs.microsoft.com/en-us/power-bi/desktop-shape-and-combine-data>

Question: 91**CertyIQ**

A carpet cleaning company uses Dynamics 365 Sales.

The process for entering customer information during onsite sales calls is very complicated. The company wants a simplified screen that allows salespeople to capture the customer name, phone number, and other information while speaking to the customer.

You need to recommend a solution that works on various types of mobile devices.

What should you recommend?

- A. Microsoft Dataverse
- B. Power Automate
- C. AI Builder
- D. Canvas app
- E. Power BI

Answer: D**Explanation:**

Reference:

<https://powerapps.microsoft.com/en-us/build-powerapps/>

Question: 92**CertyIQ**

A company using Power Platform is implementing Power BI. The company plans to connect to several data sources and create reports and dashboards.

You need to identify the data sources they can connect to.

Which two data sources should you use? Each correct answer presents a complete solution.

NOTE: Each correct selection is worth one point.

- A. Microsoft Excel
- B. Microsoft Dataverse
- C. Microsoft OneNote
- D. Microsoft Word

Answer: AB**Explanation:**

A. Microsoft Excel

B. Microsoft Dataverse

Power BI allows you to connect to a wide variety of data sources to create reports and dashboards. Two popular data sources that can be used are:

A. Microsoft Excel: You can connect Power BI to Excel files and use the data in your reports and dashboards. This is a great option if the company already has data stored in Excel and they want to use that data in their Power BI reports.

B. Microsoft Dataverse: Dataverse is a data platform that is part of the Power Platform. It allows you to create and manage data in a centralized location and make that data available to other applications like Power BI. This is a great option if the company wants to use Power Platform to manage their data and then use that data in their Power BI reports.

C. Microsoft OneNote and D. Microsoft Word are not data sources, they can be used to store notes and documents respectively.

Question: 93

CertyIQ

You create a multi-page Power BI report for an organization. You must enable salespeople in the organization to use the report to view data relevant to their sales region only. You need to enable security for the report. What should you use?

- A. sensitivity labels
- B. Microsoft Azure Active Directory
- C. Microsoft Trust Center
- D. data loss prevention policies
- E. row-level security

Answer: E

Explanation:

Row-level security (RLS) with Power BI can be used to restrict data access for given users. Filters restrict data access at the row level, and you can define filters within roles. In the Power BI service, members of a workspace have access to datasets in the workspace. RLS doesn't restrict this data access.

You can configure RLS for data models imported into Power BI with Power BI Desktop. You can also configure RLS on datasets that are using DirectQuery, such as SQL Server. For Analysis Services or Azure Analysis Services live connections, you configure Row-level security in the model, not in Power BI Desktop.

Reference:

<https://docs.microsoft.com/en-us/power-bi/enterprise/service-admin-rls>

Question: 94

CertyIQ

HOTSPOT -

You are building a Power Apps portal by using the Customer Self-Service template.

For each of the following statements, select Yes if the statement is true. Otherwise, select No.

NOTE: Each correct selection is worth one point.

Hot Area:

Statement	Yes	No
The Customer Self-Service portal supports Azure AD authentication.	<input type="radio"/>	<input type="radio"/>
The Customer Self-Service portal has multi-language support.	<input type="radio"/>	<input type="radio"/>
The Customer Self-Service portal supports web forms.	<input type="radio"/>	<input type="radio"/>

Answer:

Statement	Yes	No
The Customer Self-Service portal supports Azure AD authentication.	<input type="radio"/>	<input checked="" type="radio"/>
The Customer Self-Service portal has multi-language support.	<input checked="" type="radio"/>	<input type="radio"/>
The Customer Self-Service portal supports web forms.	<input checked="" type="radio"/>	<input type="radio"/>

Explanation:

Box 1: No -

Customer self-service portal does not support Azure AD authentication.

Feature	Customer self-service portal	Partner portal	Employee self-service portal
World Ready	*	*	*
Multi-Language Support	*	*	*
Azure AD Authentication			*

Note: Employee self-service portal does support Azure AD authentication.

Box 2: Yes -

Customer self-service portal has multi-language support.

Box 3: Yes -

Customer self-service portal support advanced forms.

Reference:

<https://docs.microsoft.com/en-us/power-apps/maker/portals/portal-templates>

Question: 95

CertyIQ

User1 creates several Power BI dashboards for a company. User1 shares a dashboard with User2 who works for another company. User2 reports that she is able to view the dashboard. User2 forwards the email containing the dashboard sharing link that she received to User3.

User3 reports that he receives an error message when he selects the link to view the dashboard. User3 can view a dashboard that he has created.
You need to determine why User3 receives an error.
What is the issue?

- A. User3 is running an out-of-date version of Power BI and must upgrade to a newer version.
- B. User2 is signed in to the dashboard and must sign out before User3 can sign in.
- C. Forwarding the email does not share the dashboard with User3.
- D. User1 is signed in using the wrong organizational account for Power BI.

Answer: C

Explanation:
When you share a report or dashboard, the people you share it with can view it and interact with it, but can't edit it. The recipients see the same data that you see in the reports and dashboards. They also get access to the entire underlying dataset, unless row-level security (RLS) is applied to it. The coworkers you share with can reshare with their coworkers if you allow them to.

Reference:
<https://docs.microsoft.com/en-us/power-bi/collaborate-share/service-share-dashboards>

Question: 96

CertyIQ

HOTSPOT -
A company plans to implement Power BI.
Instructions: For each of the following statements, select Yes if the statement is true. Otherwise, select No.
NOTE: Each correct selection is worth one point.
Hot Area:

Answer Area

Statements	Yes	No
Power BI Report Builder is the only tool used to create reports to be published to the Power BI service.	<input type="radio"/>	<input type="radio"/>
Power BI service can include calculated columns.	<input type="radio"/>	<input type="radio"/>
Power BI Desktop can include calculated columns.	<input type="radio"/>	<input type="radio"/>

Answer:

Answer Area

Statements	Yes	No
Power BI Report Builder is the only tool used to create reports to be published to the Power BI service.	<input type="radio"/>	<input checked="" type="radio"/>
Power BI service can include calculated columns.	<input type="radio"/>	<input checked="" type="radio"/>
Power BI Desktop can include calculated columns.	<input checked="" type="radio"/>	<input type="radio"/>

Explanation:
Box 1: No -
There's a new way to create reports quickly in the Power BI service. Instead of downloading the Power BI Desktop app and importing the data, you can paste data straight into Power BI on the web, and Power BI automatically generates visuals for you.

Box 2: No -

Power BI Service only contains Power View, the report authoring and consumption experience, along with dashboards.

Box 3: Yes -

The Power Pivot / data modeling component is available in Power BI Desktop only. This includes adding measures, adding calculated columns, defining relationships - all DAX functionality.

Reference:

<https://docs.microsoft.com/en-us/power-bi/create-reports/service-quick-create-report> <https://community.powerbi.com/t5/Service/Calculated-columns-in-web-based-version-of-Power-BI/m-p/19441>

Question: 97

CertyIQ

You are developing reports for a company.

You must create visualizations that include the following data:

- ⇒ Invoices due from a third-party enterprise resource planning (ERP) system
- ⇒ Number of calls made to the client from Microsoft Dataverse
- ⇒ Microsoft Excel file data

The reports must be displayed in a single page.

You need to create the visualizations.

What should you use?

- A. deployment pipelines
- B. tables
- C. columns
- D. dashboards

Answer: D

Explanation:

A Power BI dashboard is a single page, often called a canvas, that tells a story through visualizations.

Reference:

<https://docs.microsoft.com/en-us/power-bi/create-reports/service-dashboards>

Question: 98

CertyIQ

You are using the Power BI service to view a visual on a report that has been shared with you.

You need to add the visual to a dashboard as a tile.

Which action should you perform?

- A. Export data
- B. Pin
- C. Copy
- D. Spotlight

Answer: B

Explanation:

An entire report page can be pinned to a dashboard, which is called pinning a live tile. It's called a live tile because you can interact with the tile on the dashboard.

Unlike with individual visualization tiles, changes made in the report are automatically synced with the dashboard.

Reference:

<https://docs.microsoft.com/en-us/power-bi/create-reports/service-dashboard-pin-tile-from-report>

Question: 99

CertyIQ

A company manages a chain of retail stores. The company stores a list of retail store names and numbers in one Power BI table. The company stores sales transaction data including a transaction ID in another table. The transaction ID includes the store number.

You need to show the store name for all retail transactions in all Power BI reports.

Which tool should you use?

- A. Query Editor
- B. Power BI Service
- C. Microsoft Excel
- D. Data Connector

Answer: A

Explanation:

Power BI Desktop comes with Query Editor, where you can connect to one or many data sources, shape and transform the data to meet your needs, then load that model into Power BI Desktop.

Reference:

<https://docs.microsoft.com/en-us/power-bi/desktop-query-overview>

Question: 100

CertyIQ

DRAG DROP -

A company is using Power BI to build visualizations.

The company's IT support team needs to know when to install Power BI Desktop on users' computers and where the Power BI Service is enough to perform tasks.

You need to recommend solutions for the company.

What should you recommend? To answer, drag the appropriate components to the correct requirements. Each component may be used once, more than once, or not at all. You may need to drag the split bar between panes or scroll to view content.

NOTE: Each correct selection is worth one point.

Select and Place:

Tools

Power BI Service only

Power BI Desktop only

Power BI Desktop or Power BI Service

Answer Area

Requirement

Create dashboards.

Create reports.

Create calculated columns.

Configure security.

Configure sharing.

Component

Tool

Tool

Tool

Tool

Tool

Answer:

Tools

Power BI Service only

Power BI Desktop only

Power BI Desktop or Power BI Service

Answer Area

Requirement

Create dashboards.

Create reports.

Create calculated columns.

Configure security.

Configure sharing.

Component

Power BI Service only

Power BI Desktop or Power BI Service

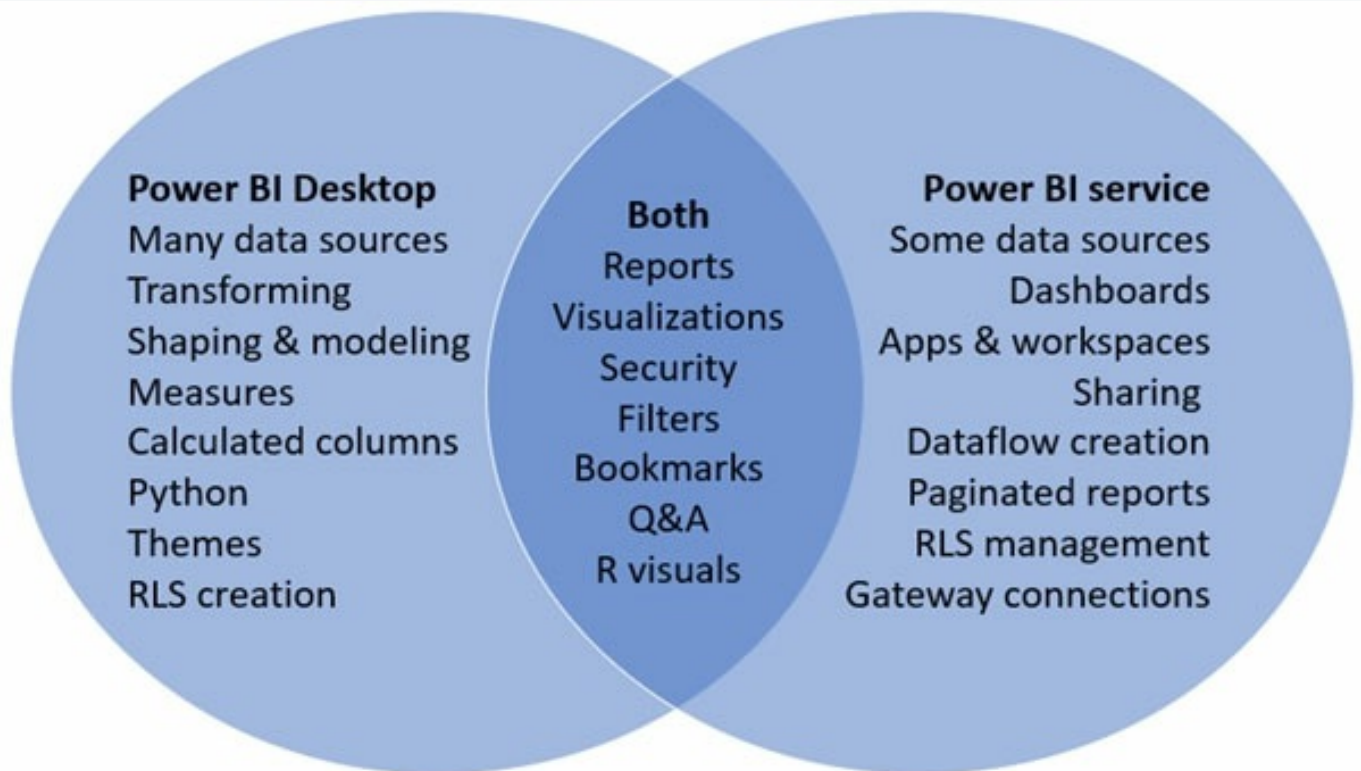
Power BI Desktop only

Power BI Desktop or Power BI Service

Power BI Service only

Explanation:

In a Venn diagram comparing Power BI Desktop and the Power BI service, the area in the middle shows how the two overlap. Some tasks you can do in either Power BI Desktop or the service. The two sides of the Venn diagram show the features that are unique to the application and the service.



Reference:

<https://docs.microsoft.com/en-us/power-bi/designer/service-service-vs-desktop>

Question: 101

CertyIQ

A company creates a Power BI report for vendors to view purchase orders. Vendors must view the report by using their own tenant environment. You need to use a Power BI technology to allow vendors to view the report. What should you use?

- A. dashboard
- B. mobile app
- C. template app
- D. workspace

Answer: C

Explanation:

1. Template App is the correct answer. The new Power BI template apps enable Power BI partners to build Power BI apps with little or no coding, and deploy them to any Power BI customer. <https://learn.microsoft.com/en-us/power-bi/connect-data/service-template-apps-overview>

Question: 102

CertyIQ

DRAG DROP -

You create and share two Power BI dashboards with an accountant. You configure the dashboards to update daily. DashboardA shows a lock when the accountant tries to view the dashboard. DashboardB displays outdated data. You need to identify the issues for the dashboards.

What are the issues? To answer, drag the appropriate issues to the correct dashboards. Each issue may be used once, more than once, or not at all. You may need to drag the split bar between panes or scroll to view content.

NOTE: Each correct selection is worth one point.

Select and Place:

Issues		Answer Area	
		Dashboard	Issue
Permissions on dataset	•	DashboardA	
Refresh has not run	•	DashboardB	
Incorrect datasets imported	•		

Answer:

Issues		Answer Area	
		Dashboard	Issue
Permissions on dataset	•	DashboardA	Permissions on dataset
Refresh has not run	•	DashboardB	Refresh has not run
Incorrect datasets imported	•		

Question: 103

CertyIQ

HOTSPOT -

Instructions: For each of the following statements, select Yes if the statement is true. Otherwise, select No.

NOTE: Each correct selection is worth one point.

Hot Area:

Answer Area

Statements	Yes	No
You can connect to external resources with Power BI Desktop but not with the Power BI service.	<input type="radio"/>	<input type="radio"/>
You can build and edit Power BI reports by using Power BI Desktop or the Power BI service.	<input type="radio"/>	<input type="radio"/>
The only way to distribute a Power BI Desktop report is by sending the PBIX file to others.	<input type="radio"/>	<input type="radio"/>

Answer:

Answer Area

Statements

You can connect to external resources with Power BI Desktop but not with the Power BI service.

Yes

☐

No

☒

You can build and edit Power BI reports by using Power BI Desktop or the Power BI service.

☒☐

The only way to distribute a Power BI Desktop report is by sending the PBIX file to others.

☐☒

Explanation:

Box 1: No

Box 2: Yes -

Power BI Desktop includes a Report view, where you can create any number of report pages with visualizations.

Can you create reports in Power BI service?

In the navigation pane in the Power BI service, you can select the Create button that opens a page where you can select your data source. It's also accessible from the New report button on Home. Currently, we only support creating a report based on an existing dataset, or typing or pasting data directly in a table.

Box 3: No -

Can you share Power BI desktop report with others?

Basic Sharing for Dashboards and Reports

You can simply click on the Share button in the dashboard or report, and then share it with other users. By default when you share a Power BI dashboard with this method, then the report and the data set will be shared as well.

Question: 104

CertyIQ

You create a Power App portal.

When a user signs into the portal the following error displays: User not found

You confirm that the user's sign in information is correct.

You need to determine the cause of the error.

What should you do?

- A. Disable custom error messages.
- B. Create a custom error message.
- C. Enable diagnostic tools in Lifecycle Services.
- D. Enable Maintenance mode.

Answer: A

Explanation:

<https://docs.microsoft.com/en-us/learn/modules/portals-maintenance-troubleshooting/1-introduction>

Question: 105

CertyIQ

HOTSPOT -

A company plans to build Power Apps portals.

For each of the following statements, select Yes if the statement is true. Otherwise, select No.

NOTE: Each correct selection is worth one point.

Hot Area:

Answer Area

Statement	Yes	No
You must use standard templates for building portals.	<input type="radio"/>	<input type="radio"/>
You can test portals in non-production environments and then migrate the portals into production environments.	<input type="radio"/>	<input type="radio"/>
When transitioning to the new version of a portal, you can display a customizable maintenance page until the new portal is ready to be used.	<input type="radio"/>	<input type="radio"/>

Answer:

Answer Area

Statement	Yes	No
You must use standard templates for building portals.	<input checked="" type="radio"/>	<input type="radio"/>
You can test portals in non-production environments and then migrate the portals into production environments.	<input checked="" type="radio"/>	<input type="radio"/>
When transitioning to the new version of a portal, you can display a customizable maintenance page until the new portal is ready to be used.	<input checked="" type="radio"/>	<input type="radio"/>

Explanation:

Reference:

<https://docs.microsoft.com/en-us/powerapps/maker/portals/overview> <https://docs.microsoft.com/en-us/powerapps/maker/portals/admin/migrate-portal-configuration> <https://docs.microsoft.com/en-us/powerapps/maker/portals/admin/enable-maintenance-mode>

Question: 106

CertyIQ

DRAG DROP -

A company is building a Power Apps portal.

You need to select out-of-the-box portal types to meet the company's requirements.

Which portal types should you use? To answer, drag the appropriate portal types to the correct requirements. Each portal type may be used once, more than once, or not at all. You may need to drag the split bar between panes or scroll to view content.

NOTE: Each correct selection is worth one point.

Select and Place:

Portal types

partner portal
community portal
portal from blank
customer self-service portal

Answer Area

Requirement
Collaboratively onboard new suppliers and distributors.
Publish a blog post announcing new suppliers.

Portal type

Portal type
Portal type

Answer:

Portal types

partner portal
community portal
portal from blank
customer self-service portal

Answer Area

Requirement
Collaboratively onboard new suppliers and distributors.
Publish a blog post announcing new suppliers.

Portal type

partner portal
community portal

Explanation:

Box 1: Partner portal -

A partner portal allows every organization with resellers, distributors, suppliers, or partners to have real-time access to every stage of shared activities.

Box 2: Community portal -

A community portal leverages peer-to-peer interactions between customers and experts to organically grow the catalog of available knowledge from knowledge base articles, forums, and blogs as well as providing feedback through comments and ratings.

Incorrect Answers:

- ⇒ Portal from blank: Create a website to share data with external and internal users. This template comes with sample pages to get you quickly started.
- ⇒ Customer self-service portal: A customer self-service portal enables customers to access self-service knowledge, support resources, view the progress of their cases, and provide feedback.

Reference:

<https://docs.microsoft.com/en-us/powerapps/maker/portals/portal-templates>

Question: 107

CertyIQ

HOTSPOT -

A user is trying to understand the differences between the various ways apps can be built by using Power Apps. For each of the following statements, select Yes if the statement is true. Otherwise, select No.

NOTE: Each correct selection is worth one point.

Hot Area:

Answer Area

Statement	Yes	No
You can embed canvas apps in model-driven apps.	<input type="radio"/>	<input type="radio"/>
A Power Apps portal can use only one data source.	<input type="radio"/>	<input type="radio"/>
You must use Power BI to create reports in model-driven apps.	<input type="radio"/>	<input type="radio"/>

Answer:

Answer Area

Statement	Yes	No
You can embed canvas apps in model-driven apps.	<input checked="" type="radio"/>	<input type="radio"/>
A Power Apps portal can use only one data source.	<input type="radio"/>	<input checked="" type="radio"/>
You must use Power BI to create reports in model-driven apps.	<input type="radio"/>	<input checked="" type="radio"/>

Explanation:

Box 1: Yes -

You can create a canvas app and then embed that within a model driven app.

Box 2: No -

With the capability to build a portal in PowerApps, you can create a website for external and internal users enabling them to interact with data stored in Common

Data Service.

Note: Common Data Service lets you securely store and manage data that's used by business applications. Data within Common Data Service is stored within a set of entities. An entity is a set of records used to store data, similar to how a table stores data within a database. Common Data Service includes a base set of standard entities that cover typical scenarios, but you can also create custom entities specific to your organization and populate them with data using Power

Query. App makers can then use PowerApps to build rich applications using this data.

Box 3: No

Question: 108

CertyIQ

HOTSPOT -

A user is creating their first canvas app in Power Apps.

The user does not know what types of controls they can include.

You need to recommend solutions for the user.

Which types of controls should you recommend using in Power Apps? To answer, select the appropriate options in the answer area.

NOTE: Each correct selection is worth one point.

Hot Area:

Answer Area

Scenario

Control

View the date, time, and location of upcoming internal meetings.

	▼
Meeting-screen template	
Gallery	
List box	

Create a meeting request from within the app.

	▼
Meeting-screen template	
Gallery	
List box	

Drill down into customer contact records in Dynamics 365 Sales to view a photo of a customer you are meeting.

	▼
Image	
People-screen template	
Add picture	

Answer:

Answer Area

Scenario

Control

View the date, time, and location of upcoming internal meetings.

	▼
Meeting-screen template	
Gallery	
List box	

Create a meeting request from within the app.

	▼
Meeting-screen template	
Gallery	
List box	

Drill down into customer contact records in Dynamics 365 Sales to view a photo of a customer you are meeting.

	▼
Image	
People-screen template	
Add picture	

Explanation:

Box 1: Gallery -

A Gallery control can show multiple records from a data source, and each record can contain multiple types of data. For example, a Gallery control can show multiple contacts with each item showing contact information that includes a name, an address, and a phone number for each contact.

Box 2: Meeting-screen template -

In a canvas app, add a meeting screen that lets users create and send meeting requests from their Office 365

Outlook accounts. Users can search for attendees in their org and add external email addresses. If your tenant has meeting rooms built into Outlook, users can select a location as well.

Box 3: Image -

If you add one or more Image controls to your app, you can show individual images that aren't part of a data set, or you can incorporate images from records in data sources.

Incorrect Answers:

- ⇒ List box: A list in which the user can select one or multiple items.
- ⇒ With the Add picture control in PowerApps users can take photos or upload image files from their device and update the data source with this content. On a mobile device the user is presented with the device's choice dialog to choose between taking a photo or selecting one already available.

Reference:

<https://docs.microsoft.com/en-us/powerapps/maker/canvas-apps/screen-templates/meeting-screen-overview>

Question: 109

CertyIQ

HOTSPOT -

You are designing a Power Apps solution that allows users to upload a status report directly to the company Microsoft SharePoint project management site from their mobile device.

For each of the following statements, select Yes if the statement is true. Otherwise, select No.

NOTE: Each correct selection is worth one point.

Hot Area:

Answer Area

Statement	Yes	No
You should build a model-driven app in Power Apps.	<input type="radio"/>	<input type="radio"/>
You should build a canvas app in Power Apps.	<input type="radio"/>	<input type="radio"/>
Users must download and run the Power Apps mobile application to use the solution.	<input type="radio"/>	<input type="radio"/>

Answer:

Answer Area

Statement	Yes	No
You should build a model-driven app in Power Apps.	<input type="radio"/>	<input checked="" type="radio"/>
You should build a canvas app in Power Apps.	<input checked="" type="radio"/>	<input type="radio"/>
Users must download and run the Power Apps mobile application to use the solution.	<input checked="" type="radio"/>	<input type="radio"/>

Explanation:

Box 1: No -

Box 2: Yes -

Box 3: Yes -

When you create an app, or someone shares an app with you, you can run that app on Windows, iOS, Android, or in a web browser.

Reference:

<https://docs.microsoft.com/en-us/powerapps/maker/canvas-apps/app-from-sharepoint> <https://docs.microsoft.com/en-us/powerapps/user/run-app-client>

Question: 110

CertyIQ

A company uses Dynamics 365 Supply Chain Management. The company wants to build customer user interfaces that add additional functionality. You need to recommend a solution for the company. What should you recommend?

- A. Power BI
- B. Power Apps canvas apps
- C. AI Builder
- D. Microsoft Flow

Answer: B

Explanation:

Microsoft Power Apps provides a consistent experience for building apps and extending Office 365 and Dynamics 365. Investments include enhancements on Unified Interface, support for embedding canvas apps in model-driven apps and native support of the Common Data Service for Apps.

Reference:

<https://powerapps.microsoft.com/en-us/roadmap/>

Question: 111**CertyIQ**

A company's customer-facing applications must comply with Global Data Protection Regulations (GDPR) regulations.

You need to recommend actions to help ensure GDPR compliance.

Which two features should the company use? Each correct answer presents part of the solution.

NOTE: Each correct selection is worth one point.

- A. Force a user to update security questions after a specific amount of time.
- B. Prompt a user for consent to use their personal data and record the date consented.
- C. Block users who are identified as minors.
- D. Automatically deactivate a user who has not used the portal in six months.

Answer: BC**Explanation:**

Reference:

https://en.wikipedia.org/wiki/General_Data_Protection_Regulation**Question: 112****CertyIQ**

DRAG DROP -

You need to create a mobile application which will allow sales associates to enter customer sales leads.

Which four actions should you perform in sequence? To answer, move the appropriate actions from the list of actions to the answer area and arrange them in the correct order.

Select and Place:

Actions**Answer Area**

Go to the Office 365 admin center.

Add components to the app.

Create a new Power Apps app.

Publish the app.

Save the app.

Add flows to the app.

**Answer:**

Actions

Go to the Office 365 admin center.

Answer Area

Create a new Power Apps app.

Add components to the app.

Save the app.

Publish the app.

Add flows to the app.

Explanation:

Reference:

<https://docs.microsoft.com/en-us/powerapps/maker/model-driven-apps/build-first-model-driven-app>

Question: 113

CertyIQ

A company uses Power Apps canvas apps.

When a user opens Power Apps Studio in a browser and selects Apps I can edit, they do not see an app that they need to modify.

You need to determine why the user cannot see the app.

What are three possible reasons? Each correct answer presents a complete solution.

NOTE: Each correct selection is worth one point.

- A. The user selected an incorrect Power Apps environment.
- B. The user has not been granted the System Customizer role.
- C. The user has not been set as the app co-owner.
- D. The app has not been shared with the user.
- E. The environment does not have a Microsoft Dataverse database.

Answer: ACD

Explanation:

Reference:

<https://docs.microsoft.com/en-us/powerapps/maker/canvas-apps/edit-app>

Question: 114

CertyIQ

DRAG DROP -

You create a model-driven app.

The app is ready to be shared.

You need to complete the process required to set the app up to be shared.
How should you complete the process for setting up the app to be shared? To answer, drag the appropriate setting to the correct drop targets. Each source may be used once, more than once, or not at all. You may need to drag the split bar between panes or scroll to view content.
NOTE: Each correct selection is worth one point.
Select and Place:

Processes

Select an app from the Power Apps list.

Select the app and select a security role.

Select a user and choose a security role.

Select Share.

Answer Area

Step	Process
1	Process
2	Process
3	Process
4	Process

Answer:

Processes

Answer Area

Step	Process
1	Select an app from the Power Apps list.
2	Select Share.
3	Select a user and choose a security role.
4	Select Share.

Explanation:

- Select an App from the Power Apps List.
- Select Share.
- Select a User and choose a security role.
- Select Share.

Question: 115

CertyIQ

HOTSPOT -
You are creating a model-driven app.
For each of the following statements, select Yes if the statement is true. Otherwise, select No.
NOTE: Each correct selection is worth one point.
Hot Area:

Answer Area

Statements	Yes	No
To add entities to an app, entities are dragged onto the app canvas from the components area.	<input type="radio"/>	<input type="radio"/>
View definition is created in the component area of the app designer.	<input type="radio"/>	<input type="radio"/>
You must save, validate, and publish your app for others to see the changes.	<input type="radio"/>	<input type="radio"/>

Answer:

Answer Area

Statements	Yes	No
To add entities to an app, entities are dragged onto the app canvas from the components area.	<input type="radio"/>	<input checked="" type="radio"/>
View definition is created in the component area of the app designer.	<input checked="" type="radio"/>	<input type="radio"/>
You must save, validate, and publish your app for others to see the changes.	<input checked="" type="radio"/>	<input type="radio"/>

Explanation:

Reference:

<https://docs.microsoft.com/en-us/powerapps/maker/model-driven-apps/build-first-model-driven-app> <https://docs.microsoft.com/en-us/powerapps/maker/model-driven-apps/validate-app>

Question: 116

CertyIQ

You create a canvas app that allows contractors to submit time they work against a project. Contractors must be able to use the canvas app to enter time. Contractors must not be able to perform any other actions in the app.

You need to configure permissions for the contractors.

Which type of permissions should you use?

- A. application-level
- B. task-level
- C. record-level
- D. field-level

Answer: D

Explanation:

Field-level security feature to allow more granular control of security at the field level.

Incorrect Answers:

C: Record-level privileges that determine the level of access a user has to a specific record or record type.

Reference:

<https://docs.microsoft.com/en-us/power-platform/admin/security-roles-privileges> <https://docs.microsoft.com/en-us/power-platform/admin/wp-security-cds>

Question: 117

CertyIQ

DRAG DROP -

You are creating a model-driven app to track requests for quotes.

The app must use the following navigation structure:

Sales -

- ▢ Sales Log
- ▢ Request for Quotes
- ▢ Projects
- ▢ Settings
- ▢ Customers
- ▢ Product Lines
- ▢ Sales Territories

Administration -

- ▢ User Admin
- ▢ Users
- ▢ Roles

You need to create the app navigation.

Which sitemap component types should you use? To answer, drag the appropriate component types to the correct navigation elements. Each component type may be used once, more than once, or not at all. You may need to drag the split bar between panes or scroll to view content.

NOTE: Each correct selection is worth one point.

Select and Place:

Component types

Area

Group

Subarea

Answer Area

Navigation element

Administration

Sales log

Customers

Component type

Component type

Component type

Component type

Answer:

Component types

Area

Group

Subarea

Answer Area

Navigation element

Administration

Sales log

Customers

Component type

Group

Subarea

Subarea

Explanation:

Reference:

<https://docs.microsoft.com/en-us/dynamics365/customerengagement/on-premises/developer/customize-dev/change-application-navigation-using-sitemap>

Question: 118

CertyIQ

You have a Microsoft Excel workbook that contains a list of tasks for a project. You store the file in OneDrive for Business.

You need to create a canvas app that allows team members to update the status of their tasks.

What should you use?

- A. the Generate an app from data feature
- B. a custom action in Common Data Service
- C. Power Apps Checker
- D. the Open entity data in Excel feature

Answer: A

Explanation:

Reference:

<https://docs.microsoft.com/en-us/powerapps/maker/canvas-apps/add-data-connection>

Question: 119

CertyIQ

HOTSPOT -

You create a canvas app by using the Generate from data feature. The app connects to a Microsoft SharePoint list. For each of the following statements, select Yes if the statement is true. Otherwise, select No.

NOTE: Each correct selection is worth one point.

Hot Area:

Answer Area

Statement	Yes	No
A screen is generated that contains a browsable list of SharePoint list items.	<input type="radio"/>	<input type="radio"/>
A screen is generated that allows users to update SharePoint list items.	<input type="radio"/>	<input type="radio"/>

Answer:

Answer Area

Statement	Yes	No
A screen is generated that contains a browsable list of SharePoint list items.	<input checked="" type="radio"/>	<input type="radio"/>
A screen is generated that allows users to update SharePoint list items.	<input checked="" type="radio"/>	<input type="radio"/>

Explanation:

Reference:

<https://docs.microsoft.com/en-us/powerapps/maker/canvas-apps/app-from-sharepoint>

Question: 120

CertyIQ

HOTSPOT -

For each of the following statements, select Yes if the statement is true. Otherwise, select No.

NOTE: Each correct selection is worth one point.

Hot Area:

Answer Area

Statement	Yes	No
Power Apps apps can run only mobile devices.	<input type="radio"/>	<input type="radio"/>
Power Apps can run only with Dynamic 365 products.	<input type="radio"/>	<input type="radio"/>
If a user runs a Power Apps app that accesses information to which the user does not have access, the app grants the user permissions.	<input type="radio"/>	<input type="radio"/>

Answer:

Answer Area

Statement	Yes	No
Power Apps apps can run only mobile devices.	<input type="radio"/>	<input checked="" type="radio"/>
Power Apps can run only with Dynamic 365 products.	<input type="radio"/>	<input checked="" type="radio"/>
If a user runs a Power Apps app that accesses information to which the user does not have access, the app grants the user permissions.	<input type="radio"/>	<input checked="" type="radio"/>

Explanation:

Box 1: No -

You can run apps in a browser or on mobile devices.

Box 2: No -

On-premises versions of Microsoft Office can also be used.

Box 3: No -

You must ensure that the users you share the app with have the appropriate permissions.

Reference:

<https://docs.microsoft.com/en-us/powerapps/powerapps-overview> <https://docs.microsoft.com/en-us/powerapps/maker/canvas-apps/share-app> <https://docs.microsoft.com/en-us/power-platform/admin/online-requirements>

Question: 121

CertyIQ

A company has a Power Apps app that is used by most employees. The company is expanding to other countries/regions.

You need to recommend a solution to translate text generated within the Power Apps app in near real-time. What should you recommend?

- A. Microsoft Azure Synapse Analytics
- B. Microsoft Azure Cognitive Services
- C. Common Data Service connector
- D. Power BI

Answer: B

Explanation:

Reference:

https://docs.microsoft.com/en-gb/azure/cognitive-services/welcome?ocid=AID2339762_TWITTER_oo_spl100000827964250 <https://powerapps.microsoft.com/en-us/blog/cognitive-services-with-powerapps-using-custom-connectors/>

Question: 122

CertyIQ

A company plans to create a canvas app that connects to three databases with different proprietary database formats.

What is the minimum number of connectors required?

- A. 0
- B. 1
- C. 2
- D. 3

Answer: D

Explanation:

Answer should be 3 ==> three databases with different proprietary database formats = 3 distinct connectors

Question: 123

CertyIQ

DRAG DROP -

A company plans to implement Power Apps in a Power Platform environment.

You need to implement other required components.

Match each option to its function. To answer, drag the appropriate option from the column on the left to its function on the right. Each option may be used once, more than once, or not at all.

NOTE: Each correct match is worth one point.

Select and Place:

Answer Area

Products

Microsoft Azure

custom connector

Microsoft Flow

model-driven app

canvas app

Function

Implement user authentication.

Send data to a Microsoft OneNote notebook in the same tenant.

Product

Answer:

Answer Area

Products

custom connector

model-driven app

canvas app

Function

Implement user authentication.

Send data to a Microsoft OneNote notebook in the same tenant.

Product

Microsoft Azure

Microsoft Flow

Explanation:

Reference:

<https://powerapps.microsoft.com/en-us/blog/implementing-role-based-permission/> <https://www.encorebusiness.com/blog/powerapps-flow-can/>

Question: 124

CertyIQ

DRAG DROP -

A company plans to create canvas apps.

What is the minimum number of connectors required? To answer, drag the appropriate number of connectors to the correct drop scenarios. Each number of connectors may be used once, more than once, or not at all. You may need to drag the split bar between panes or scroll to view content.

NOTE: Each correct selection is worth one point.

Select and Place:

Number of connectors**Answer Area**

0
1
2
3

Scenario**Number of connectors**

Synchronize data with three data sources that use different proprietary database formats.

--

Create three Power Apps apps that each display data from a Microsoft SharePoint list.

--

Create three Flows that each copy data to Microsoft Azure Data Lake on different schedules.

--

Answer:

Number of connectors**Answer Area**

0
1
2
3

Scenario**Number of connectors**

Synchronize data with three data sources that use different proprietary database formats.

3

Create three Power Apps apps that each display data from a Microsoft SharePoint list.

1

Create three Flows that each copy data to Microsoft Azure Data Lake on different schedules.

1

Explanation:

3-1-1

For the first scenario, since the company plans to synchronize data with three different proprietary database formats, they would need three connectors, one for each database format.

For the second scenario, since the company plans to create three Power Apps apps that each display data from a Microsoft SharePoint list, they would only need one connector that connects to SharePoint, as all three apps will be using the same data source.

For the third scenario, since the company plans to create three flows that each copy data to Microsoft Azure Data Lake on different schedules, they would only need one connector that connects to Azure Data Lake, as all three flows will be using the same data source and schedule.

Question: 125**CertyIQ**

DRAG DROP -

A medical office has a model-driven app that uses Microsoft Dataverse.

You plan to create a screen that allows users to capture information about doctors. The screen must provide users the ability to enter or select the following information:

- a place to enter doctor profile data that is not part of the account table or the contact table
- a place to enter the doctor's specialty in the profile form
- a column for insurance with the ability to pick one of 10 different insurance companies

You need to store the captured data in Common Data Service.

What should you use to store the data? To answer, drag the appropriate components to the correct requirements. Each component may be used once, more than once, or not at all. You may need to drag the split bar between panes or scroll to view content.

NOTE: Each correct selection is worth one point.
Select and Place:

Options	Answer Area	
	Requirement	Option
Entity	Store additional doctor profile data.	Option
Field	Store information about the doctor's specialty.	Option
Option set	Select an insurance company.	Option
Record		

Answer:

Options	Answer Area	
	Requirement	Option
Entity	Store additional doctor profile data.	Entity
Field	Store information about the doctor's specialty.	Field
Option set	Select an insurance company.	Option set
Record		

Explanation:

Entity: Create a new entity to store the doctor profile data that is not part of the account table or the contact table.

Store information about the doctor's specialty:

Field: Add a new field within the entity to capture the doctor's specialty.

Select an insurance company:

Option set: Use an option set to allow users to pick one of the 10 different insurance companies.

Question: 126

CertyIQ

You create a Power Apps canvas app.
You need to ensure that your coworkers can run the app.
What should you do?

- A. Share the app.
- B. Send the URL for the app to coworkers.
- C. Publish the app.

D. Create a Flow for the app.

Answer: A

Explanation:

Reference:

<https://docs.microsoft.com/en-us/powerapps/maker/canvas-apps/share-app>

Question: 127

CertyIQ

A company uses Microsoft 365, Power Platform, and Dynamics 365. You do not assign permissions to any licensed users.

Users are able to create and edit Power Apps canvas apps.

In which environment are users creating and editing the apps?

- A. Production
- B. Default
- C. Sandbox

Answer: B

Explanation:

Whenever a new user signs up for Power Apps, they're automatically added to the Maker role of the default environment.". Its be Default.

Question: 128

CertyIQ

A company uses a model-driven app for their mobile sales activities.

The company wants to modify the view that is used for sales orders. You must apply a new default filter to the view. You must also modify the default sorting for sales orders.

You need to make the changes to the view.

In which three locations can you make the changes? Each correct answer presents a complete solution.

NOTE: Each correct selection is worth one point.

- A. Power Apps site
- B. Solution Explorer
- C. Microsoft Azure DevOps
- D. App Designer
- E. Microsoft Visual Studio

Answer: ABD

Explanation:

ABD, You can create a new view with default sorting in solution explorer as long as its unmanaged.

Reference:

<https://docs.microsoft.com/en-us/power-apps/maker/model-driven-apps/create-edit-view-filters>

<https://docs.microsoft.com/en-us/azure/devops/report/powerbi/analytics-views-create>

<https://docs.microsoft.com/en-us/powerapps/maker/model-driven-apps/create-edit-views-app-designer>

Question: 129

HOTSPOT -

For each of the following statements, select Yes if the statement is true. Otherwise, select No.

NOTE: Each correct selection is worth one point.

Hot Area:

Answer Area

Statement	Yes	No
You can embed a canvas app in a Microsoft Forms form to collect user feedback.	<input type="radio"/>	<input type="radio"/>
You can embed a canvas app within a Microsoft Excel worksheet to allow users to interact with data in a structured way.	<input type="radio"/>	<input type="radio"/>
You can embed a canvas app within a Power Platform model-driven app.	<input type="radio"/>	<input type="radio"/>

Answer:

Answer Area

Statement	Yes	No
You can embed a canvas app in a Microsoft Forms form to collect user feedback.	<input type="radio"/>	<input checked="" type="radio"/>
You can embed a canvas app within a Microsoft Excel worksheet to allow users to interact with data in a structured way.	<input type="radio"/>	<input checked="" type="radio"/>
You can embed a canvas app within a Power Platform model-driven app.	<input checked="" type="radio"/>	<input type="radio"/>

Explanation:

1. You can embed a canvas app in a Microsoft Forms form to collect user feedback.

Answer: **No**

Explanation: Microsoft Forms is a standalone tool designed for surveys and feedback collection. It doesn't support embedding Power Apps canvas apps. Instead, Forms collects data independently and integrates with other tools like Excel or Power Automate for analysis and workflows.

2. You can embed a canvas app within a Microsoft Excel worksheet to allow users to interact with data in a structured way.

Answer: **No**

Explanation: Microsoft Excel supports integrations with Power BI and Add-ins but does not natively allow embedding of Power Apps canvas apps within a worksheet. Data interaction in Excel is facilitated through its own features like formulas, PivotTables, and Power Query.

3. You can embed a canvas app within a Power Platform model-driven app.

Answer: **Yes**

Explanation: Canvas apps can be embedded into model-driven apps using the Power Apps component framework. This allows users to create custom experiences within a model-driven app by adding a canvas app to a form, enabling seamless interaction between the two.

Question: 130

CertyIQ

HOTSPOT -

Instructions: For each of the following statements, select Yes if the statement is true. Otherwise, select No.

NOTE: Each correct selection is worth one point.

Hot Area:

Answer Area

	Yes	No
You can customize buttons and menu items in canvas apps but cannot reorder the screens.	<input type="radio"/>	<input type="radio"/>
You can add sections to your canvas app forms at any time. Screens can only be added when the canvas app is created.	<input type="radio"/>	<input type="radio"/>
You can edit buttons in a Power Apps app only by using a third-party application.	<input type="radio"/>	<input type="radio"/>

Answer:

Answer Area

Yes

No

You can customize buttons and menu items in canvas apps but cannot reorder the screens.

☐☒

You can add sections to your canvas app forms at any time. Screens can only be added when the canvas app is created.

☐☒

You can edit buttons in a Power Apps app only by using a third-party application.

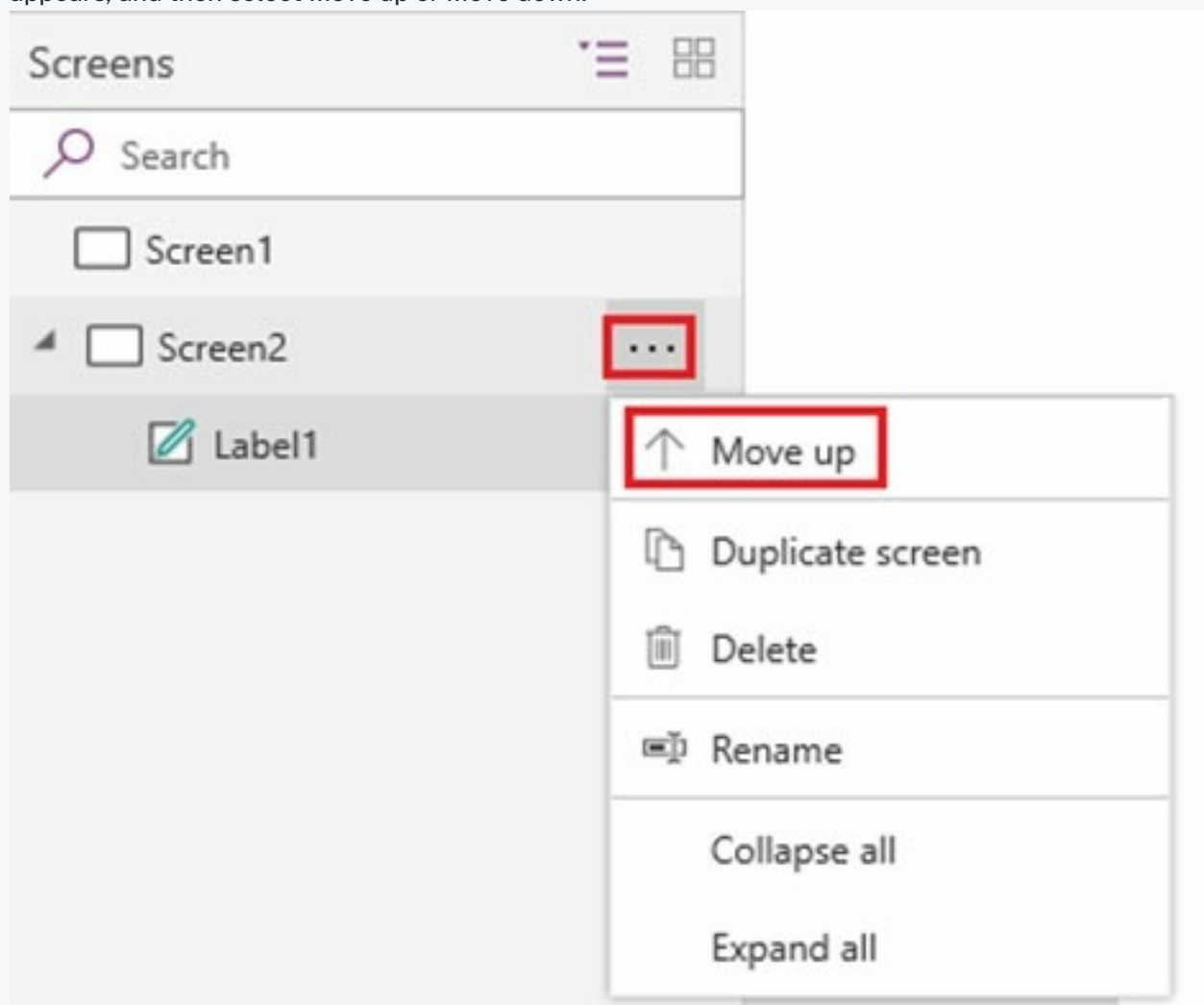
☐☒

Explanation:

Box 1: No -

You can reorder screens.

In the left navigation bar, hover over a screen that you want to move up or down, select the ellipsis button that appears, and then select Move up or Move down.



Box 2: No -

You can add screens to the app after it has been created.

Box 3: No -

For example, you can change a button's shape. By default, Power Apps creates a rectangular Button control

with rounded corners. You can make basic modifications to the shape of a Button control by setting its Height, Width, and Radius properties.

Reference:

<https://docs.microsoft.com/en-us/powerapps/maker/canvas-apps/add-screen-context-variables> <https://docs.microsoft.com/en-us/powerapps/maker/canvas-apps/controls/control-button>

Question: 131

CertyIQ

A company is creating a canvas app to display data from a legacy SQL Server database that is located on the company's internal network.

You need to connect to the data.

What should you use?

- A. custom connector
- B. content pack
- C. data gateway
- D. Power BI

Answer: C

Explanation:

Reference:

<https://docs.microsoft.com/en-us/powerapps/maker/canvas-apps/gateway-management>

Question: 132

CertyIQ

You are creating a canvas app that uses one connector.

Which two objects are provided by the connector? Each correct answer presents a complete solution.

NOTE: Each correct selection is worth one point.

- A. customizations
- B. data sources
- C. actions
- D. tables
- E. triggers

Answer: CD

Explanation:

A connector may provide tables of data or actions. Some connectors provide only tables, some provide only actions, and some provide both.

Question: 133

CertyIQ

DRAG DROP -

A company is considering implementing PowerApps to help manage business processes. Users are trying to understand the purposes and benefits of PowerApps components.

Match each benefit to its tool. To answer, drag the appropriate benefit from the column on the left to its tool on the

right. Each benefit may be used once, more than once, or not at all.

NOTE: Each correct selection is worth one point.

Select and Place:

Answer Area

Tools

connectors

canvas apps

AI Builder

Power Automate

portals

Benefit

Easy data integration

Low code / no code across applications

Easy to customize front end

Tool

Answer:

Answer Area

Tools

Benefit

Tool

Easy data integration

Low code / no code across applications

Easy to customize front end

connectors

AI Builder

canvas apps

Explanation:

Reference:

<https://docs.microsoft.com/en-us/power-platform/admin/data-integrator> <https://powerapps.microsoft.com/en-us/blog/create-business-apps-using-powerapps-and-azure-functions/> <https://www.forbes.com/sites/adrianbridgwater/2019/06/17/microsoft-offers-premade-no-code-artificial-intelligence/#73f5a2be41cd>

Question: 134

CertyIQ

DRAG DROP -

A company plans to build new apps for the business to allow employees to work more efficiently.

You need to recommend the appropriate types of Power Apps to meet the company's requirements.

What should you recommend? To answer, drag the appropriate app types to the correct requirements. Each app type may be used once, more than once, or not at all. You may need to drag the split bar between panes or scroll to view content.

NOTE: Each correct selection is worth one point.

Select and Place:

App types**Answer Area****Requirement**

Build mobile apps that use cameras and location data.

Build a feature that detects objects in images.

App type**Answer:****App types****Answer Area****Requirement**

Build mobile apps that use cameras and location data.

Build a feature that detects objects in images.

App type**Explanation:****Reference:**

<https://docs.microsoft.com/en-us/powerapps/maker/canvas-apps/getting-started> <https://docs.microsoft.com/en-us/ai-builder/object-detector-component-in-powerapps>

Question: 135**CertyIQ**

A Power Apps developer has sufficient permissions to create apps, connections, and flows. The developer does not have permissions needed to access company data. You need to grant the developer access to company data for an app. Which predefined security role should you assign to the developer?

- A. Environment Maker
- B. System Customizer
- C. Common Data Service User
- D. Delegate

Answer: D**Explanation:**

The Delegate security role allows code to impersonate, or run as another user. This is typically used with another security role to allow access to records.

Reference:

<https://docs.microsoft.com/en-us/power-platform/admin/database-security#predefined-security-roles>

Question: 136**CertyIQ**

You create a model-driven app for a department. You need to make the model-driven app available to other department members. Which two methods should you use? Each correct answer presents a complete solution. NOTE: Each correct selection is worth one point.

- A. Send the application's Web URL to other team members by email.
- B. Use the Share feature in the Power Apps designer.
- C. Publish the app to AppSource.
- D. Deploy the application to other user's instances through PowerShell.

Answer: AB

Explanation:

<https://learn.microsoft.com/en-us/power-apps/maker/model-driven-apps/share-model-driven-app>

Question: 137

CertyIQ

HOTSPOT -

You create a model-driven app. You need to determine which customization can be made to table forms.

Instructions: For each of the following statements, select Yes if the statement is true. Otherwise, select No.

NOTE: Each correct selection is worth one point.

Hot Area:

Statements	Yes	No
A form can be made visible only to users who have been assigned a specific security role.	<input type="radio"/>	<input type="radio"/>
The label of a column on a form can be different than the column display name.	<input type="radio"/>	<input type="radio"/>
You can edit the system view named Quick Find to change the title and subtitle displayed for records in a look-up column.	<input type="radio"/>	<input type="radio"/>

Answer:

Statements	Yes	No
A form can be made visible only to users who have been assigned a specific security role.	<input checked="" type="radio"/>	<input type="radio"/>
The label of a column on a form can be different than the column display name.	<input checked="" type="radio"/>	<input type="radio"/>
You can edit the system view named Quick Find to change the title and subtitle displayed for records in a look-up column.	<input type="radio"/>	<input checked="" type="radio"/>

Explanation:

Box 1: Yes -

Different people in your organization may interact with the same data in different ways. Managers may depend on being able to quickly scan information in a row and service people may require a form that streamlines data entry. You can accommodate different requirements by assigning forms to the security roles that different groups of people belong to.

When you have more than one main or other form type defined for a table, you can select which forms users will be able to use based on their security roles.

Because each table must be able to display a form for any user, at least one form must be designated as a fallback form " a form visible to users whose security roles do not have any forms explicitly assigned to them.

Box 2: Yes -

Label property: By default, the label will match the display name of the column. The name for the form can be overridden by entering a different label here.

Box 3: No -

Reference:

<https://docs.microsoft.com/en-us/power-apps/maker/model-driven-apps/control-access-forms> <https://docs.microsoft.com/en-us/power-apps/maker/model-driven-apps/common-field-properties-legacy> <https://docs.microsoft.com/en-us/power-apps/user/quick-find>

Question: 138

CertyIQ

HOTSPOT -

A tutoring company has developed and deployed a model-driven app for the administration staff and a canvas app for teachers.

Instructions: For each of the following statements, select Yes if the statement is true. Otherwise, select No.

NOTE: Each correct selection is worth one point.

Hot Area:

Statements	Yes	No
Teachers can access the canvas app by using desktops and mobile devices.	<input type="radio"/>	<input type="radio"/>
Only assignments of security roles are required for canvas app access.	<input type="radio"/>	<input type="radio"/>
Administration staff can create personal views and dashboards in the model-driven app.	<input type="radio"/>	<input type="radio"/>

Answer:

Statements	Yes	No
Teachers can access the canvas app by using desktops and mobile devices.	<input checked="" type="radio"/>	<input type="radio"/>
Only assignments of security roles are required for canvas app access.	<input type="radio"/>	<input checked="" type="radio"/>
Administration staff can create personal views and dashboards in the model-driven app.	<input checked="" type="radio"/>	<input type="radio"/>

Explanation:

Box 1: Yes -

Canvas offers two ways to access your courses " a mobile app or web browser. Accessing the Canvas website on a desktop or laptop with a compatible browser will give you the best overall experience.

Box 2: No -

After you build a canvas app that addresses a business need, specify which users in your organization can run the app and who can modify and even re-share it.

Specify each user by name, or specify a security group in Azure Active Directory (Azure AD). If everyone would benefit from your app, specify that your entire organization can run it.

Note: If your app connects to data for which users need access permissions, specify security roles as appropriate.

Box 3: Yes -

Users may want to view data in relation to a table in a range of ways. A drop-down list of views is frequently displayed in the application so these can be selected.

Personal views are included above the list of system or public views that are available in the app. This makes it easier for users to find the data that is important to them.

Note: Personal view - Personal views are owned by individuals and only visible to that person unless they share their personal views with others.

Any user can create dashboards visible only to them in their work area, such as sales, service, or marketing.

An administrator or customizer creates or customises system dashboards that, when published, are visible to everyone in the organization. A user can choose to set their user dashboard as their default dashboard and override the system dashboard.

Reference:

<https://docs.microsoft.com/en-us/power-apps/maker/canvas-apps/share-app> <https://www.futurelearn.com/info/courses/cloudswyft-msft-dynamics-365-using-power-platform-ap/0/steps/208105>

Question: 139

CertyIQ

You complete development and testing of a new canvas app. You add users to a security team and assign the security team permissions to the app.

Users are unable to view the app.

You need to ensure that users can launch and use the app.

What should you do?

- A. Add the application to the solution.
- B. Publish the application.
- C. Share the application.
- D. Add a Power Apps Component Framework (PCF) control to the application.

Answer: B

Explanation:

Whenever you save changes to a canvas app, you automatically publish them only for yourself and anyone else who has permissions to edit the app. When you finish making changes, you must explicitly publish them to make them available to everyone with whom the app is shared.

Reference:

<https://docs.microsoft.com/en-us/power-apps/maker/canvas-apps/save-publish-app>

Question: 140

CertyIQ

You are creating a canvas app to enable users to order tickets. You create an input field for users to input the number of tickets to order.

Users must order a maximum of four tickets and a minimum of two tickets. If a user enters a number except 2, 3, or 4, the input field must display in red. If a user enters the numbers 2, 3, or 4, the input field must display in green.

You need to color the input field based on the user input.

What should you use?

- A. formula
- B. gallery
- C. connector
- D. calculated column

Answer: A

Explanation:

For example, we can use the PowerFX IsNumeric to validate field value as Numeric or not.

In the text property of the label provide the below formula.

If(IsNumeric(TextInput1.Text),Valid,Invalid)

Reference:

<https://softchief.com/2021/12/22/check-field-value-numeric-in-power-apps-canvas-apps/>

Question: 141

CertyIQ

HOTSPOT -

A company plans to implement Power Platform solutions.

Instructions: For each of the following statements, select Yes if the statement is true. Otherwise, select No.

NOTE: Each correct selection is worth one point.

Hot Area:

Answer Area

	Yes	No
Users can interact with canvas apps directly in Microsoft SharePoint and Teams.	<input type="radio"/>	<input type="radio"/>
Users can interact with model-driven apps directly in Microsoft SharePoint and Teams.	<input type="radio"/>	<input type="radio"/>

Answer:

Answer Area

	Yes	No
Users can interact with canvas apps directly in Microsoft SharePoint and Teams.	<input checked="" type="radio"/>	<input type="radio"/>
Users can interact with model-driven apps directly in Microsoft SharePoint and Teams.	<input type="radio"/>	<input checked="" type="radio"/>

Explanation:

Box 1: Yes -

You can create SharePoint integrated canvas apps using Microsoft Lists.

Power Apps can be used in four scenarios with Teams:

Embed a canvas app as a tab app -

Embed a canvas app as a personal app

Etc.

Box 2: No -

Model-driven Apps run only on Dataverse (formerly Common Data Service) entities, thus you cannot directly reference a SharePoint list.

Reference:

<https://docs.microsoft.com/en-us/power-apps/teams/overview>

<https://docs.microsoft.com/en-us/power-apps/maker/canvas-apps/sharepoint/scenarios-sharepoint-form-from-scratch> <https://stackoverflow.com/questions/66673555/how-to-integrate-sharepoint-list-in-model-driven-app-in-powerapps>

Question: 142

CertyIQ

A company is considering implementing Power Platform. The company must minimize development costs. For which three scenarios should you consider implementing Power Apps Portals? Each correct answer presents a complete solution.

NOTE: Each correct selection is worth one point.

- A. a customer support website that includes knowledgebase search and support for document uploads
- B. a public website that supports multilingual communities with forums and blogs support
- C. a secure website for mobile users that is available only by using a VPN into the corporate network
- D. a secure website for vendors accessing data stored in Common Data Service
- E. an internal website for employees with limited access to Dynamics 365 Finance data

Answer: ABD

Explanation:

A) Customer self-service portal: A customer self-service portal enables customers to access self-service knowledge, support resources, view the progress of their cases, and provide feedback.

B) Community portal: A community portal leverages peer-to-peer interactions between customers and experts to organically grow the catalog of available knowledge from knowledge base articles, forums, and blogs as well as providing feedback through comments and ratings.

(D) Partner portal: A partner portal allows every organization with resellers, distributors, suppliers, or partners to have real-time access to every stage of shared activities.

Reference:

<https://learn.microsoft.com/en-us/power-apps/maker/portals/portal-templates>

Question: 143

CertyIQ

DRAG DROP -

A company is building a model-driven app.

You need to create and configure the objects needed for the app.
Which component categories should you use? To answer, drag the appropriate component categories to the correct objects. Each component category may be used once, more than once, or not at all. You may need to drag the split bar between panes or scroll to view content.
NOTE: Each correct selection is worth one point.
Select and Place:

Component categories

UI

Data

Logic

Visualization

Answer Area

Object	Component category
Relationship between applications	
Entry forms	
Business rule process	
Views to review similar information	

Answer:

Component categories

UI

Data

Logic

Visualization

Answer Area

Object	Component category
Relationship between applications	Data
Entry forms	UI
Business rule process	Logic
Views to review similar information	UI

Explanation:

Reference:
<https://docs.microsoft.com/en-us/powerapps/maker/model-driven-apps/model-driven-app-components>

Question: 144

HOTSPOT -
You are creating a canvas app that will be used in several countries/regions.
For each of the following statements, select Yes if the statement is true. Otherwise, select No.
NOTE: Each correct selection is worth one point.
Hot Area:

Answer Area

Statement	Yes	No
Canvas app authoring environment will adapt to the language setting of the author.	<input type="radio"/>	<input type="radio"/>
When running a canvas app on a mobile device, the app adopts the app author's language.	<input type="radio"/>	<input type="radio"/>
Numbers and dates in Power Apps app automatically conform to the regional and language settings for a user's device.	<input type="radio"/>	<input type="radio"/>

Answer:

Answer Area

Statement	Yes	No
Canvas app authoring environment will adapt to the language setting of the author.	<input checked="" type="radio"/>	<input type="radio"/>
When running a canvas app on a mobile device, the app adopts the app author's language.	<input type="radio"/>	<input checked="" type="radio"/>
Numbers and dates in Power Apps app automatically conform to the regional and language settings for a user's device.	<input checked="" type="radio"/>	<input type="radio"/>

Explanation:

Yes no yes.

This is true because the Power Apps canvas app authoring environment will automatically adapt to the language setting of the author. This means that the user interface and various elements of the app will be displayed in the language that the author has set on their device.

This is false, because when the canvas app is running on a mobile device, the app will adopt the language settings of the device, not the language settings of the app author. So, even if the app is authored in a different language, it will be displayed in the language of the device on which it is running.

This is true because PowerApps will automatically format numbers, date and currency based on the regional settings of the user's device. This means that when a user views the app on their device, the numbers, dates, and currency will be displayed in the format that is commonly used in their region.

Question: 145

CertyIQ

HOTSPOT -

A company publishes e-books for independent authors.

The company wants to implement a Power Apps portal solution to make announcements about upcoming books to the general public.
You need to recommend features for the company.
Which features should you use? To answer, select the appropriate options in the answer area.
NOTE: Each correct selection is worth one point.
Hot Area:

Answer Area

Requirement	Action
Ensure that book authors can securely access their data.	<div><div></div><div>Authenticate external users.</div><div>Access data in Common Data Service.</div><div>Browse content anonymously.</div><div>Customize layouts.</div></div>
Ensure consistent page design across the website.	<div><div></div><div>Authenticate external users.</div><div>Access data in Common Data Service.</div><div>Use page templates.</div><div>Browse content anonymously.</div></div>
Ensure that the public can access announcements about upcoming books.	<div><div></div><div>Authenticate external users.</div><div>Use page templates.</div><div>Browse content anonymously.</div></div>

Answer:

Answer Area

Requirement	Action
Ensure that book authors can securely access their data.	<div><div></div><div>Authenticate external users.</div><div>Access data in Common Data Service.</div><div>Browse content anonymously.</div><div>Customize layouts.</div></div>
Ensure consistent page design across the website.	<div><div></div><div>Authenticate external users.</div><div>Access data in Common Data Service.</div><div>Use page templates.</div><div>Browse content anonymously.</div></div>
Ensure that the public can access announcements about upcoming books.	<div><div></div><div>Authenticate external users.</div><div>Use page templates.</div><div>Browse content anonymously.</div></div>

Explanation:

1: Authenticate external users.

2: Use page templates.

3: Browse content anonymously.

Question: 146

DRAG DROP -

A company is building a Power Apps Portal.

You need to select page components.

Which components should you use? To answer, drag the appropriate components to the correct requirements. Each component may be used once, more than once, or not at all. You may need to drag the split bar between panes or scroll to view content.

NOTE: Each correct selection is worth one point.

Select and Place:

Components	Answer Area	
	Requirement	Component
list	Display a single record from Microsoft Dataverse.	Component
form	Display a list of records from a Microsoft SharePoint list.	Component
IFrame	Display a list of records from Microsoft Dataverse.	Component
connector		

Answer:

Components	Answer Area	
	Requirement	Component
list	Display a single record from Microsoft Dataverse.	form
form	Display a list of records from a Microsoft SharePoint list.	connector
IFrame	Display a list of records from Microsoft Dataverse.	list
connector		

Explanation:

Form

Connector

List

Question: 147

HOTSPOT -

A company plans to implement Power Apps.

For each of the following statements, select Yes if the statement is true. Otherwise, select No.

NOTE: Each correct selection is worth one point.

Hot Area:

Answer Area

Statement	Yes	No
Building Power Apps apps requires proficiency in JavaScript programming.	<input type="radio"/>	<input type="radio"/>
You must select one of the app templates to create an app.	<input type="radio"/>	<input type="radio"/>

Answer:

Answer Area

Statement	Yes	No
Building Power Apps apps requires proficiency in JavaScript programming.	<input type="radio"/>	<input checked="" type="radio"/>
You must select one of the app templates to create an app.	<input type="radio"/>	<input checked="" type="radio"/>

Explanation:

Reference:

<https://docs.microsoft.com/en-us/powerapps/maker/>

Question: 148

CertyIQ

DRAG DROP -

You are assigning record level privileges for Power Apps and Model-Driven Apps.

Which privilege should you use to ensure access for each scenario? To answer, drag the appropriate privileges to the correct requirements. Each privilege may be used once, more than once, or not at all. You may need to drag the split bar between panes or scroll to view content.

NOTE: Each correct selection is worth one point.

Select and Place:

Privileges

Append

Assign

Share

Answer Area

Requirement	Privilege
Allow users to grant access to a record they own to other users.	<input type="text"/>
Grant ownership of a record to another user.	<input type="text"/>
Allow the users to associate the current record with another record.	<input type="text"/>

Answer:

Privileges**Answer Area****Requirement**

Allow users to grant access to a record they own to other users.

Grant ownership of a record to another user.

Allow the users to associate the current record with another record.

Privilege**Explanation:**

Box 1: Share -

Share - Required to give access to a record to another user while keeping your own access. Which records can be shared depends on the access level of the permission defined in your security role.

Box 2: Assign -

Assign - Required to give ownership of a record to another user. Which records can be assigned depends on the access level of the permission defined in your security role.

Box 3: Append -

Append - Required to associate the current record with another record. For example, a note can be attached to an opportunity if the user has Append rights on the note. The records that can be appended depend on the access level of the permission defined in your security role.

In case of many-to-many relationships, you must have Append privilege for both tables being associated or disassociated.

Reference:

<https://docs.microsoft.com/en-us/power-platform/admin/security-roles-privileges#record-level-privileges>

Question: 149**CertyIQ**

You overwrite a Power Automate flow by editing the definition and saving the changes.

You need to be able to revert a flow to the current state.

Which two options can you use? Each correct answer presents a complete solution.

NOTE: Each correct selection is worth one point.

- A. Export
- B. Rename
- C. Save As
- D. Share

Answer: AC**Explanation:**

A: You can export a flow as a package and import it into a different environment, or use it to restore the in the same environment at a later point in time.

C: The ability to make a copy of your flow is often useful when you want to create a flow similar to something you've already created. Or, if you want to maintain a draft of your working flow as you work on adding more functionality.

Here's how:

Go to your My flows page. Click on the More (⚙) menu item next to the flow that you want to create a copy of. Click on the Save As command.

Reference:

<https://flow.microsoft.com/en-us/blog/import-export-bap-packages/> <https://flow.microsoft.com/en-us/blog/m>

Question: 150

You have a Power Automate to create a flow that automatically sends email to a project manager when project team members mark a task as complete.

Project team members are prematurely marking tasks as complete. Project leads must validate that tasks are complete before an email is sent to the project manager to announce task completion.

You need to modify the flow.

Which component should you use?

- A. a process argument
- B. a condition
- C. an expression
- D. a trigger
- E. a solution

Answer: B

Explanation:

Use a condition and set the action to send an email.

Reference:

<https://docs.microsoft.com/en-us/power-automate/add-condition>

Question: 151

A company uses Power Automate.

Which three items can trigger flows? Each correct answer presents a complete solution.

NOTE: Each correct selection is worth one point.

- A. Lifecycle Services
- B. Microsoft 365 Admin center
- C. Common Data Service
- D. Microsoft Outlook 365
- E. Microsoft Windows Desktop

Answer: ACD

Explanation:

Reference:

<https://docs.microsoft.com/en-us/power-automate/email-triggers> <https://docs.microsoft.com/en-us/power-automate/connection-cds> <https://dynamics365.wordpress.com/category/powerapps/>

Question: 152

HOTSPOT -

A software company plans to use Power Automate.

For each of the following statements, select Yes if the statement is true. Otherwise, select No.

NOTE: Each correct selection is worth one point.

Hot Area:

Answer Area

Statement	Yes	No
You must certify custom connectors before users in other departments within your organization can use the connectors.	<input type="radio"/>	<input type="radio"/>
You must use Microsoft Azure API apps to create a public custom connector.	<input type="radio"/>	<input type="radio"/>

Answer:

Answer Area

Statement	Yes	No
You must certify custom connectors before users in other departments within your organization can use the connectors.	<input type="radio"/>	<input checked="" type="radio"/>
You must use Microsoft Azure API apps to create a public custom connector.	<input type="radio"/>	<input checked="" type="radio"/>

Explanation:

1.No.

2.No.

<https://docs.microsoft.com/en-us/connectors/custom-connectors/>

Question: 153

CertyIQ

A company is using Power Automate to automate business processes. You need to run a flow when a user presses a button in an app. Which trigger type should you recommend?

- A. Power Apps
- B. for a selected row
- C. manually trigger a flow

Answer: C

Explanation:

Understanding The Trigger: Manually Trigger a Flow

The Trigger

Manually Trigger a Flow is a trigger can be found in the 'built-in' trigger category under the 'Flow Button for Mobile' section. The trigger is used for manually triggering a Flow from a the Flow Mobile app. This places a circular button on the Flow app (shown below) that, when pressed, triggers the related flow.

<https://www.flowjoe.io/2019/07/23/understanding-the-trigger-manually-trigger-a-flow/>

from the link above the correct answer is C- Manually Trigger a Flow

Question: 154

CertyIQ

A company uses a manual process to manage escalations for customer support calls. You must use Power Automate to automate the process for routing escalated calls. You need to create the flow.

Which type of connector should you use?

- A. Microsoft Excel
- B. Microsoft Dataverse
- C. Office 365 Users

Answer: C

Explanation:

Correct answer is C:Office 365 Users.

Reference:

<https://docs.microsoft.com/en-us/connectors/office365users/>

Question: 155

CertyIQ

You are creating a Power Automate flow.

The flow must read each item in a Microsoft SharePoint list that details sales opportunities and set the value for a field named Status to Overdue if the value of a field named Follow up is less than or equal to the current date. You need to select the appropriate component to cycle through the entire list.

Which component should you use?

- A. Condition
- B. Connector
- C. Action
- D. Trigger

Answer: C

Explanation:

Action.

The question is: "You need to select the appropriate component to cycle through the entire list."

To cycle through the list you need an action, not a condition

Question: 156

HOTSPOT -

You are creating a Power Automate approval flow.

Instructions: For each of the following statements, select Yes if the statement is true. Otherwise, select No.

NOTE: Each correct selection is worth one point.

Hot Area:

Answer Area

Statements	Yes	No
The addition of an expense report to a Microsoft OneDrive folder can initiate an approval flow.	<input type="radio"/>	<input type="radio"/>
Approvals must follow a sequential order of approval.	<input type="radio"/>	<input type="radio"/>

Answer:

Answer Area

Statements	Yes	No
The addition of an expense report to a Microsoft OneDrive folder can initiate an approval flow.	<input checked="" type="radio"/>	<input type="radio"/>
Approvals must follow a sequential order of approval.	<input type="radio"/>	<input checked="" type="radio"/>

Explanation:

Box 1: Yes -

Box 2: No -

Parallel approvals, integrated approvals, and unanimous approvals are also allowed.

Reference:

<https://docs.microsoft.com/en-us/power-automate/modern-approvals> <https://docs.microsoft.com/en-us/power-automate/create-approval-response-options>

Question: 157

A company uses Power Automate.

Each time a work order is created, a service manager must review and approve the work order before a worker is dispatched.

You need to create a flow to enforce the process.

What should you create?

A. plug-in

- B. approval flow
- C. business rule
- D. team flow
- E. scheduled flow

Answer: B

Explanation:

With Power Automate, you can manage the approval of documents or processes across several services, including SharePoint, Dynamics 365, Salesforce, OneDrive for Business, Zendesk, or WordPress.

Reference:

<https://docs.microsoft.com/en-us/power-automate/modern-approvals>

Question: 158

CertyIQ

DRAG DROP -

You plan to use Power Automate to monitor what people are saying about your company's products. You store the feedback for research and development purposes.

You need to recommend Power Automate components to use for the solution.

To answer, drag the appropriate components to the correct requirements. Each component may be used once, more than once, or not at all. You may need to drag the split bar between panes or scroll to view content.

NOTE: Each correct selection is worth one point.

Select and Place:

Components

action

expression

service

trigger

Answer Area

Requirement

Retrieve the top five posts from your company's Facebook page.

Enter the resulting posts into the product database.

Combine author and link fields into a single field.

Run flow every hour.

Component

Component

Component

Component

Component

Answer:

Components

action

expression

service

trigger

Answer Area

Requirement

Retrieve the top five posts from your company's Facebook page.

Enter the resulting posts into the product database.

Combine author and link fields into a single field.

Run flow every hour.

Component

action

action

expression

trigger

Explanation:

Box 1: Action -

An action is something that occurs as a result of the workflow. For example, send an email or copy a file. In this case, the action is to retrieve the top five posts from a Facebook page.

Box 2: Action -

An action is something that occurs as a result of the workflow. For example, send an email or copy a file. In this case, the action is to insert records into a database.

Box 3: Expression -

Sometimes users just need to do basic operations like getting the current time, adding numbers together, or replacing a part of a string of text. That's possible inline in any flow action. Microsoft Flow leverages the same Workflow Definition Language used by Azure Logic apps. For new users who are unfamiliar with the expression language, there is an inline help experience that shows how to use each expression as they build out their flow.

Box 4: Trigger -

A trigger is something that triggers or starts the workflow. It could be a new file uploaded to a document library, a new item created in the list or an email sent to your Inbox " something that will start (kick-off the workflow).

There are two types of triggers:

- Automatic trigger is pre-programmed into the workflow based on a certain rule (i.e. new document or item created, email sent, etc.)
- Manual Trigger is a trigger initiated by a user. Unlike with automatic trigger above, the workflow will only start when initiated manually by the end user (for example, from the Document Library for a selected file). Manual trigger is only supported for certain types of workflows (i.e. Get feedback from your manager for the selected file)

Reference:

<https://sharepointmaven.com/3-major-components-microsoft-flow/> <https://www.avepoint.com/blog/office-365/office-365-automation/> <https://flow.microsoft.com/de-de/blog/use-expressions-in-actions/> <https://docs.microsoft.com/en-us/power-automate/getting-started>

Question: 159

CertyIQ

You are new to working with Microsoft Flow. You create a flow that extracts birth dates for users and then sends a birthday greeting email to users on their birthday.

The flow does not properly extract birth dates.

Where should you make changes?

- A. Connectors
- B. Expression
- C. Templates

Answer: B

Explanation:

Because Expressions are a way to manipulate data, for example, combine two strings, or a mathematical operation. While Connectors are pre-built APIs that allow you to connect to different services, like SharePoint, Dynamics, or OneDrive, and perform actions such as retrieving data or creating new items.

Reference:

<https://flow.microsoft.com/en-us/blog/nested-apply-to-each/>

Question: 160

DRAG DROP -

A company plans to use Power Automate to automate tasks.

Match each flow type to its description. To answer, drag the appropriate flow type from the column on the left to its description on the right. Each option may be used once, more than once, or not at all.

NOTE: Each correct match is worth one point.

Select and Place:

Flow types	Answer Area	
	Description	Flow type
automated		
business process	a flow that runs after it is triggered by an event	Flow type
scheduled	a flow that guides a user through a set of tasks	Flow type
instant	a flow that runs after a specified number of days	Flow type
	a flow that allows you to start tasks on-demand	Flow type

Answer:

Flow types	Answer Area	
	Description	Flow type
automated		
business process	a flow that runs after it is triggered by an event	automated
scheduled	a flow that guides a user through a set of tasks	business process
instant	a flow that runs after a specified number of days	scheduled
	a flow that allows you to start tasks on-demand	instant

Explanation:

Box 1: automated -

Automated flows start with an event or trigger, such as an email being received. These also support a multitude of actions in the 200+ Flow connectors.

Box 2: business process -

The business process flow that creates stages or screens that enforce a certain sequence of steps. It collects data from users for each step in the stage and can kick off automated workflows.

Box 3: scheduled -

Scheduled flows run regular reports that are sent out to a team and summarize everything that's happened in the past week. This includes everything from simple daily scheduling to more complex scheduling like every 3rd Monday.

Box 4: instant -

An instant flow is triggered when you click a button inside of the Flow mobile app, SharePoint, Dynamics, PowerApps, or Excel that passes context directly into your flow.

Note: There are four different Flow types that you can choose from when starting out. You can create a scheduled flow, automated flow, instant flow, or a business process flow.

Reference:

Question: 161

CertyIQ

HOTSPOT -

A company plans to synchronize data between Dynamics 365 Supply Chain management and Dynamics 365 Sales. For each of the following statements, select Yes if the statement is true. Otherwise, select No.

NOTE: Each correct selection is worth one point.

Hot Area:

Answer Area

Statement	Yes	No
You can implement a process-based integration by using the Data Integration feature.	<input type="radio"/>	<input type="radio"/>
You can use Microsoft Azure Data Migration to synchronize data between the apps.	<input type="radio"/>	<input type="radio"/>

Answer:

Answer Area

Statement	Yes	No
You can implement a process-based integration by using the Data Integration feature.	<input checked="" type="radio"/>	<input type="radio"/>
You can use Microsoft Azure Data Migration to synchronize data between the apps.	<input type="radio"/>	<input checked="" type="radio"/>

Explanation:

Reference:

<https://docs.microsoft.com/en-us/business-applications-release-notes/april19/cdm-data-integration/cds-data-integrator>

Question: 162

CertyIQ

A company has a website. The website includes a form that allows the company to collect information about leads. You need to set up an automated workflow to create leads in Dynamics 365 Sales when leads are created on the company's custom website.

What should you create?

- A. Task Flow
- B. Power Automate flow
- C. Dynamics 365 workflow
- D. Business Process Flow

Answer: B

Explanation:

Reference:

<https://trellispoint.com/create-crm-leads-using-microsoft-flow/>

Question: 163

CertyIQ

A company builds and sells residential apartments. The company uses Dynamics 365 Sales to manage sales opportunities. Management must receive notifications on their mobile devices when sales opportunities are created. You need to recommend the appropriate Microsoft Power Platform components to address the requirements. Which two components should you recommend to invoke the notification process? Each correct answer presents part of the solution.
NOTE: Each selection is worth one point.

- A. AI Builder
- B. Power Automate
- C. Microsoft Dataverse connector
- D. Power BI

Answer: BC

Explanation:

Reference:

<https://www.powerobjects.com/blog/2019/04/05/flow-approval-process/> <https://www.microsoftpressstore.com/articles/article.aspx?p=3100067>

Question: 164

CertyIQ

A company uses Microsoft 365, SharePoint Online, and Dynamics 365 Sales. You need to recommend tools to build a solution that meets the following requirements:

Synchronize data daily -

- ⇒ from an external Microsoft SQL Server instance.
 - ⇒ Send a report automatically to specific company executives.
 - ⇒ Ensure that opportunities over a specified amount are approved by a sales manager.
- Which two tools or components should you recommend? Each correct answer presents part of the solution.
NOTE: Each correct selection is worth one point.

- A. Microsoft Excel
- B. Microsoft Word
- C. Power BI
- D. Microsoft Dataverse
- E. Power Automate

Answer: CE

Explanation:

As discussed earlier; Power BI can sync the data from external sources and create reports. Not Dataverse.

Question: 165**HOTSPOT -**

You plan to send an email notification to a user when a new file is placed in a specific folder in OneDrive for Business.

For each of the following statements, select Yes if the statement is true. Otherwise, select No.

NOTE: Each correct selection is worth one point.

Hot Area:

Answer Area

Statement	Yes	No
You can create a flow without writing a single line of code and deploy the flow to a production environment.	<input type="radio"/>	<input type="radio"/>
You can add additional actions to the built-in Power Automate templates.	<input type="radio"/>	<input type="radio"/>
You can view the code that implements workflow actions and triggers without installing additional software.	<input type="radio"/>	<input type="radio"/>

Answer:**Answer Area**

Statement	Yes	No
You can create a flow without writing a single line of code and deploy the flow to a production environment.	<input checked="" type="radio"/>	<input type="radio"/>
You can add additional actions to the built-in Power Automate templates.	<input checked="" type="radio"/>	<input type="radio"/>
You can view the code that implements workflow actions and triggers without installing additional software.	<input checked="" type="radio"/>	<input type="radio"/>

Explanation:

Yes, Yes , Yes

Regarding the 2 nd scenario "True. In the scenario described, you can add additional actions to the built-in Power Automate templates to customize the automation workflow. For example, in addition to sending an email notification when a new file is placed in a specific folder in OneDrive for Business, you can incorporate additional actions such as creating a task, updating a SharePoint list, or triggering another process based on your specific requirements. Power Automate provides flexibility to extend and enhance the functionality of the built-in templates to meet your unique needs."

Question: 166**CertyIQ**

A company uses Dynamics 365 Sales. Every time an opportunity is created, a Power Automate flow runs to email the opportunity to the sales manager.

The sales manager leaves the company. You disable all accounts for the sales manager.

You need to ensure that the new sales manager automatically receives email about opportunities when they are created.

What should you do?

- A. Modify the flow and ensure that the correct manager's email is listed in the From field.
- B. Modify the flow and ensure that the correct manager's email is listed in the To field.
- C. Grant the new sales manager access to the departed sales manager's inbox.
- D. Modify the flow and ensure that the flow prompts the user to type the correct email for the To field.
- E. Create a flow that automatically forwards opportunity emails to the new sales manager.

Answer: B**Explanation:**

Modify the existing to reflect the email address change It's useless to create a new flow, change the last flow with new parameters/variables ! B it's the only answer One should not invest in development effort in creating new flow just because one person left.

Question: 167**CertyIQ**

HOTSPOT -

A company plans to create a workflow that periodically runs a Dynamics 365 action based on data in third-party cloud-based solutions.

Which features should you use to create the workflow? To answer, select the appropriate options in the answer area.

NOTE: Each correct selection is worth one point.

Hot Area:

Answer Area

Action

Component

Ensure that Power Automate can interact with the third-party application.

▼

Triggers

Logic Apps

Connectors

Gateways

Periodically check for data changes in the third-party application.

▼

Actions

Triggers

Connectors

DirectQuery

Answer:

Answer Area

Action

Component

Ensure that Power Automate can interact with the third-party application.

▼

Triggers

Logic Apps

Connectors

Gateways

Periodically check for data changes in the third-party application.

▼

Actions

Triggers

Connectors

DirectQuery

Explanation:

Connectors

Triggers

"A polling trigger is basically an event that periodically makes a call to your service to look for new data."

<https://learn.microsoft.com/en-us/connectors/custom-connectors/create-polling-trigger>

Question: 168

CertyIQ

HOTSPOT -

For which scenarios can you use Power Automate?

For each of the following statements, select Yes if the statement is true. Otherwise, select No.

NOTE: Each correct selection is worth one point.

Hot Area:

Answer Area

Statement	Yes	No
Notify team members when a response is recorded in a form in Microsoft Forms.	<input type="radio"/>	<input type="radio"/>
When email is received, save email attachments to OneDrive for Business.	<input type="radio"/>	<input type="radio"/>
Receive notifications when negative comments about the company are posted on Twitter.	<input type="radio"/>	<input type="radio"/>

Answer:

Answer Area

Statement	Yes	No
Notify team members when a response is recorded in a form in Microsoft Forms.	<input checked="" type="radio"/>	<input type="radio"/>
When email is received, save email attachments to OneDrive for Business.	<input checked="" type="radio"/>	<input type="radio"/>
Receive notifications when negative comments about the company are posted on Twitter.	<input checked="" type="radio"/>	<input type="radio"/>

Explanation:

Reference:

<https://flow.microsoft.com/en-us/galleries/public/templates/b923bbd04bda11e78896d10a96d3fac3/notify-the-team-when-a-new-response-is-submitted/> <https://flow.microsoft.com/en-us/galleries/public/templates/65ceb79430ef4956a0855fbc09249cdf/save-office-365-email-attachments-to-onedrive-for-business/> <https://flow.microsoft.com/en-us/blog/get-notified-of-negative-posts/>

Question: 169

DRAG DROP -

A project deadline is approaching. The project manager reports that there are still a number of critical tasks that are not complete.

You need to implement Power Automate to help streamline processes.

Which types of flows should you use? To answer, drag the appropriate flow types to the correct requirement. Each flow type may be used once, more than once, or not at all. You may need to drag the split bar between panes or scroll to view content.

NOTE: Each correct selection is worth one point.

Select and Place:

Flow types

automated
instant
scheduled
business process

Answer Area

Requirement	Flow type
Ensure that all of the steps for completing tasks are consistently followed by all team members.	
Ensure that users can manually send an email to the project lead whenever a task is completed.	
Automatically send a list of completed tasks at the end of each week.	

Answer:

Flow types

automated
instant
scheduled
business process

Answer Area

Requirement	Flow type
Ensure that all of the steps for completing tasks are consistently followed by all team members.	business process
Ensure that users can manually send an email to the project lead whenever a task is completed.	instant
Automatically send a list of completed tasks at the end of each week.	scheduled

Explanation:

"Ensure that all of the steps for completing tasks are consistently followed by all team members."

Flow Type: Business Process Flow

Explanation: A Business Process Flow ensures that users follow a consistent sequence of actions or steps. It is specifically designed for structured task management and adherence to business rules.

"Ensure that users can manually send an email to the project lead whenever a task is completed."

Flow Type: Instant Flow

Explanation: Instant Flows are manually triggered by users, such as clicking a button to send an email. This is appropriate for user-driven tasks.

"Automatically send a list of completed tasks at the end of each week."

Flow Type: Scheduled Flow

Explanation: Scheduled Flows are used for recurring tasks, like sending weekly reports or notifications, without any manual intervention.

Question: 170

CertyIQ

HOTSPOT -

You are creating a number of Power Automate flows.

You need to select the triggers for the flows.

Which flow types should you use? To answer, select the appropriate options in the answer area.

NOTE: Each correct selection is worth one point.

Hot Area:

Answer Area

Requirement

Flow type

Trigger a flow when a button is selected.

	▼
UI Flow	
Automatic	
Business Process Flow	
Instant	

Trigger a flow when a record is created.

	▼
UI Flow	
Automatic	
Business Process Flow	
Instant	

Guide a user through a series of steps in a model-driven app.

	▼
UI Flow	
Automatic	
Business Process Flow	
Instant	

Answer:

Answer Area

Requirement

Flow type

Trigger a flow when a button is selected.

	▼
UI Flow	
Automatic	
Business Process Flow	
Instant	

Trigger a flow when a record is created.

	▼
UI Flow	
Automatic	
Business Process Flow	
Instant	

Guide a user through a series of steps in a model-driven app.

	▼
UI Flow	
Automatic	
Business Process Flow	
Instant	

Explanation:

Reference:

<https://docs.microsoft.com/en-us/power-automate/triggers-introduction> <https://docs.microsoft.com/en-us/power-automate/business-process-flows-overview>

Question: 171

CertyIQ

DRAG DROP -

You are creating a Power Automate flow.

You need to retrieve data from several sources including Microsoft Excel, Azure Data Lake and GitHub.

What should you use? To answer, drag the appropriate components to the correct data sources. Each component may be used once, more than once, or not at all. You may need to drag the split bar between panes or scroll to view content.

NOTE: Each correct selection is worth one point.

Select and Place:

Answer Area

Components	Data source	Component
Connector	Microsoft Excel	
Expression	Azure Data Lake	
Formula	GitHub	

Answer:

Answer Area

Components	Data source	Component
Connector	Microsoft Excel	Connector
Expression	Azure Data Lake	Connector
Formula	GitHub	Connector

Explanation:

Microsoft Excel: Connector

"Use a connector to import data from a selection of many different sources, such as Microsoft Excel, Azure, SQL Server database, SharePoint, Access, OData, and more."

<https://docs.microsoft.com/en-us/power-apps/maker/data-platform/data-platform-import-export>

Data Lake: Connector

"Azure Data Lake Store connector allows you to read and add data to an Azure Data Lake account."

<https://docs.microsoft.com/en-us/connectors/azuredatalake/>

GitHub: Connector

"With GitHub Connector, you can create a GitHub repo, create a pull request, merge a pull request, compare commits, trigger a GitHub actions workflow and much more from Power Apps and Power Automate."

<https://powerapps.microsoft.com/en-us/blog/github-connector-features-for-power-platform/>

Question: 172

CertyIQ

DRAG DROP -

A company provides on-site architectural consulting services to residential and business customers. The company wants to implement a simple alert system where a consultant can press a button on their mobile device to send the user's location to the company as a text notification.

You need to build a button flow that sends the notification.

In which order should you perform the actions? To answer, move all actions from the list of actions to the answer area and arrange them in the correct order.

Select and Place:

Actions

Add a new step to the flow.

Add a trigger.

Select a connector and action to send text notifications.

Set the action's properties.

Save the flow.

Answer Area

Answer:

Actions

Add a new step to the flow.

Add a trigger.

Select a connector and action to send text notifications.

Set the action's properties.

Save the flow.

Answer Area

Add a trigger.

Add a new step to the flow.

Select a connector and action to send text notifications.

Set the action's properties.

Save the flow.

Explanation:

1. add a trigger.
2. add new step to the flow.
3. select the connector and actions to send a text notification.
4. set the actions properties.
5. save the flow.

Question: 173

CertyIQ

HOTSPOT -

A company is using Power Automate to automate business processes.

You need to recommend triggers for Instant flows.

What trigger types should you recommend? To answer, select the appropriate options in the answer area.

NOTE: Each correct selection is worth one point.

Hot Area:

Answer Area

Requirement

Run a flow when the user presses a button in a canvas app.

Run a flow when user presses a button in the mobile Flow app.

Trigger type

	▼
PowerApps	
for a selected row	
manually trigger a flow	
for a selected file (OneDrive for a Business)	

	▼
PowerApps	
for a selected row	
manually trigger a flow	
for a selected file (SharePoint)	

Answer:

Answer Area

Requirement	Trigger type
Run a flow when the user presses a button in a canvas app.	<div><div></div><div>PowerApps for a selected row manually trigger a flow for a selected file (OneDrive for a Business)</div></div>
Run a flow when user presses a button in the mobile Flow app.	<div><div></div><div>PowerApps for a selected row manually trigger a flow for a selected file (SharePoint)</div></div>

Explanation:

Reference:

<https://docs.microsoft.com/en-us/powerapps/maker/canvas-apps/using-logic-flows> <https://www.o365dude.com/2017/07/15/flow-buttons-the-hidden-gem-of-microsoft-flow/>

Question: 174

CertyIQ

A company uses Dynamics 365 Supply Chain Management. You need to use Power Automate to automate the process of receiving and tracking raw materials. Which type of connector should you use?

- A. Common Data Service
- B. Dynamics 365
- C. Dynamics 365 for Fin & Ops
- D. Dynamic Signal

Answer: A

Explanation:

Dynamics 365 for Finance and Operations is now being licensed as Dynamics 365 Finance and Dynamics 365 Supply Chain Management.

You can use Common Data Service to enable the flow of data between Finance and Operations apps and Dynamics 365 Sales.

Reference:

<https://docs.microsoft.com/en-us/dynamics365/fin-ops-core/dev-itpro/data-entities/data-integration-cds>

Question: 175

CertyIQ

A company performs on-site inspections and services for air industrial equipment. Field technicians must perform a series of maintenance checks every time they visit a customer site. Every technician performs maintenance steps in a different order. Some technicians miss steps. You need to ensure that all technicians perform the same steps in the same order. What should you use?

- A. Business process flow

- B. AI Builder
- C. Business rule
- D. Virtual Agent

Answer: A

Explanation:

You can help ensure that people enter data consistently and follow the same steps every time they work with a customer by creating a business process flow. For example, you might want to create a business process flow to have everyone handle customer service requests the same way, or to require that people get approval for an invoice before submitting an order. Business process flows use the same underlying technology as other processes, but the capabilities that they provide are very different from other features that use processes.

Reference:

<https://docs.microsoft.com/en-us/power-automate/business-process-flows-overview>

Question: 176

CertyIQ

You have a Power Automate flow that saves attachments from emails into OneDrive for Business. You need to determine why the flow is not working. What are three possible ways to achieve the goal? Each correct answer presents a complete solution. NOTE: Each correct selection is worth one point.

- A. Navigate to the Power Automate admin center and view the projects.
- B. Navigate to the Action Items section of the Power Automate portal.
- C. Enable Repair Tips for the flow.
- D. Navigate to the flow and view the run history.
- E. Navigate to the Power Automate web portal and click view notifications.

Answer: BCD

Explanation:

"Action configuration

Flows also fail if a setting in an action of the flow doesn't function as expected. In this case, the error message contains Bad request or Not found, or an error code of 400 or 404 appears.

The error details should specify how to correct the failure. You'll need to click or tap the Edit button and then correct the problem inside the flow definition. Save the updated flow, and then click or tap Resubmit to try the run again with the updated configuration."

Question: 177

CertyIQ

HOTSPOT -

A company plans to implement Power Automate.

Instructions: For each of the following statements, select Yes if the statement is true. Otherwise, select No.

NOTE: Each correct selection is worth one point.

Hot Area:

Answer Area

	Yes	No
Business Process Flows are considered automatic flows.	<input type="radio"/>	<input type="radio"/>
You must create an automatic flow to launch a flow when a user selects a button on a form.	<input type="radio"/>	<input type="radio"/>

Answer:

Answer Area

	Yes	No
Business Process Flows are considered automatic flows.	<input type="radio"/>	<input checked="" type="radio"/>
You must create an automatic flow to launch a flow when a user selects a button on a form.	<input type="radio"/>	<input checked="" type="radio"/>

Question: 178

CertyIQ

DRAG DROP -
You plan to create a model-driven app for a company that sells plants and garden suppliers. The app must meet the following requirements:
• Automatically send email to a customer when a record is modified.
• Ensure that all sales people follow the same steps when processing sales.
You need to create Power Automate flows for the app.
Which types of flows should you create? To answer, drag the appropriate flow types to the correct requirements. Each flow type may be used once, more than once, or not at all. You may need to drag the split bar between panes or scroll to view content.
NOTE: Each correct selection is worth one point.
Select and Place:

Flow types	Requirement	Flow type
Button		
Automatic	Send email to customers.	Flow type
Scheduled	Ensure that salespeople follow the same steps.	Flow type
Business Process		

Answer:

Flow types	Requirement	Flow type
Button		
Automatic	Send email to customers.	Automatic
Scheduled	Ensure that salespeople follow the same steps.	Business Process
Business Process		

Explanation:

Reference:

Question: 179

DRAG DROP -

A company is creating a canvas app to manage weekly status reports from users about projects. Status reports must be created weekly. Users can enter project tasks with descriptions. Users can also add escalation requests for tasks that are late or at risk.

When a status report is submitted with an escalation request, the app must automatically send a text message to the submitter's manager. A reminder must be sent at 8 PM on Sunday to everyone who has not yet submitted a status report for the previous week.

You need to identify the appropriate components to use in the solution.

What should you use? To answer, drag the appropriate implementation mechanisms to the correct requirements. Each implementation mechanism may be used once, more than once, or not at all. You may need to drag the split bar between panes or scroll to view content.

NOTE: Each correct selection is worth one point.

Select and Place:

Implementation Mechanisms

Actions
Triggers
Conditions
Business process flows

Answer Area

Action
Automatically send a text message based on the report submission.
Automatically send a reminder at 8 PM based on a missing status report.

Implementation Mechanism

Implementation Mechanism
Implementation Mechanism

Answer:

Implementation Mechanisms

Actions
Triggers
Conditions
Business process flows

Answer Area

Action
Automatically send a text message based on the report submission.
Automatically send a reminder at 8 PM based on a missing status report.

Implementation Mechanism

Triggers
Conditions

Explanation:

Box 1: Trigger -

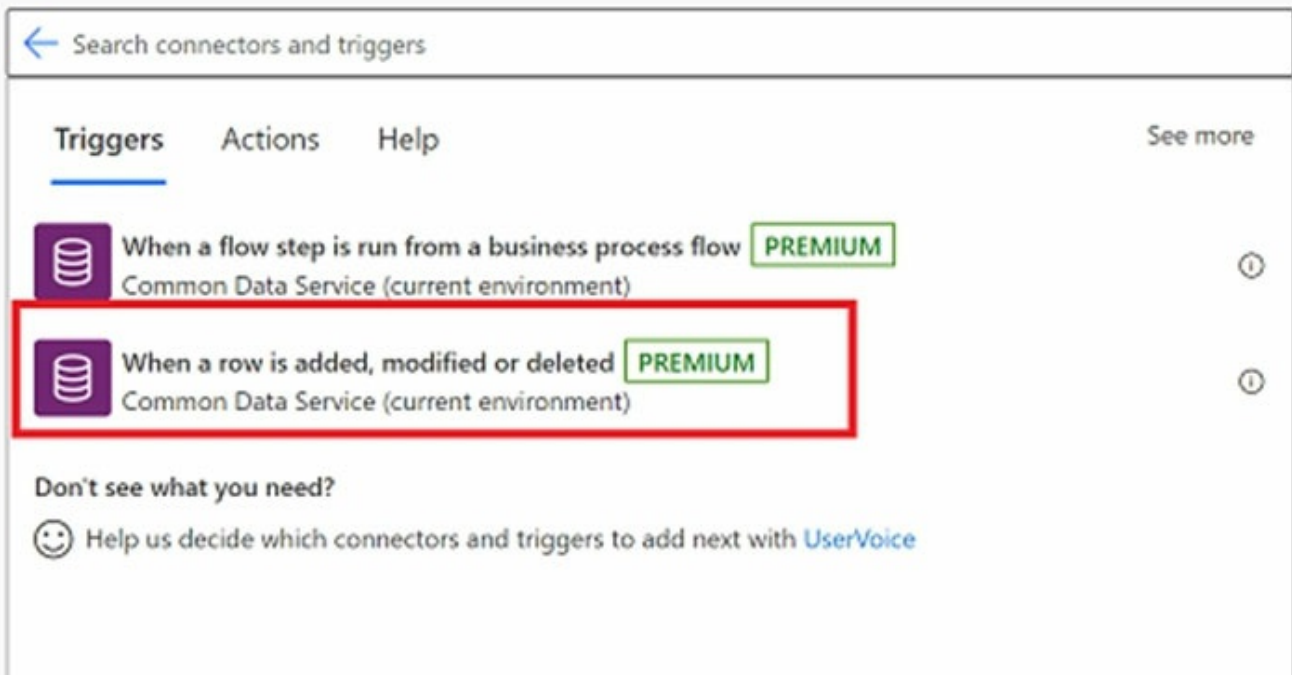
When a status report is submitted with an escalation request the app must automatically send a text message to the submitter's manager.

Push notifications are used in Power Apps mobile to engage app users and help them prioritize key tasks. In Power Apps, you can create notifications for Power

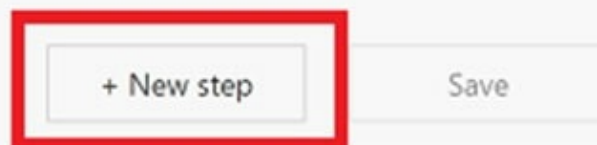
Apps mobile by using the Power Apps Notification connector. You can send notifications to any app that you create in Power Apps.

Example:

You would need to select the action that will trigger the notification.



Enter the trigger condition information and then select New step.



You can create business rules and recommendations to apply logic and validations without writing code or creating plug-ins. Business rules provide a simple interface to implement and maintain fast-changing and commonly used rules.

Note: By combining conditions and actions, you can do any of the following with business rules:

Box 2: Conditions.

Question: 180

CertyIQ

DRAG DROP -

You are creating a Power Automate solution.

You need to select a Power Automate control action for each function in the flow.

Which control action should you use? To answer, drag the appropriate control actions to the correct functions.

Each control action may be used once, more than once, or not at all. You may need to drag the split bar between panes or scroll to view content.
NOTE: Each correct selection is worth one point.
Select and Place:

Answer Area

Control actions	Function	Control action
Do until	Continue performing a set of actions unless a condition becomes true.	
Apply to each		
Switch	Allow multiple branches to be created based on a set of options.	
Condition	Allow two branches to be created based on a true/false condition.	

Answer:

Answer Area

Control actions	Function	Control action
Do until	Continue performing a set of actions unless a condition becomes true.	Do until
Apply to each		
Switch	Allow multiple branches to be created based on a set of options.	Switch
Condition	Allow two branches to be created based on a true/false condition.	Condition

Explanation:

Box 1: Do until -

The Do Until control in Power Automate is a loop that repeatedly forces an action until a certain condition becomes true.

Box 2: Switch -

Switch control in Power Automate can deal with multiple cases of possible alternatives which have different actions or blocks of statements.

Box 3: Condition -

Power Automate provides the If action to check whether a given condition is valid. If the condition is true, the logic between the If and End is executed. An If action consists of two operands and an operator. The platform supports the most significant logical operations, such as equal, not equal, and greater than.

Reference:

<https://blog.enterprisedna.co/do-until-loop-control-in-power-automate/>

Question: 181

CertyIQ

DRAG DROP -

A company is using the Power Platform.

The company would like to create a project health check solution. For each active project, team members will use the tool to select one of the following options:

☞ Things are going well.

☞ I need help.

If things are going well, an email is sent to the manager letting them know that no intervention is needed.

If the team member needs help, a mobile notification is sent to the manager letting them know the team needs assistance.

You need to create the solution.

Which four actions should you perform in sequence? To answer, move the appropriate actions from the list of actions to the answer area and arrange them in the correct order.

Select and Place:

Actions

Answer Area

Create a Business Process flow.

Add the actions.

Create a Power Apps app.

Create a button flow.

Create an automated flow.

Add the triggers.

Create a Power Automate Virtual Agents chatbot.

Add the conditions.



Answer:

Actions

Create a Business Process flow.

Create a button flow.

Create a Power Automate Virtual Agents chatbot.

Add the conditions.

Answer Area

Create an automated flow.

Add the triggers.

Create a Power Apps app.

Add the actions.



Explanation:

Step 1: Create an automated flow.

You can use Power Automate to create logic that performs one or more tasks when an event occurs in a canvas app. For example, configure a button so that, when a user selects it, an item is created in a list created using Microsoft Lists, an email or meeting request is sent, a file is added to the cloud, or all of these. You can configure any control in the app to start the flow, which continues to run even if you close Power Apps.

Step 2: Add the triggers.

Create a flow -

In this section, you'll create a flow using Power Automate that creates an item in a list using the input value for the list column from an app created using Power

Apps. You'll create the app that uses this flow in the next section.

⇒ Sign in to Power Apps.

- On the left-pane, select Flows.
- Select + New flow > Instant cloud flow.
- Enter flow name, such as FlowInApp.
- Under Choose how to trigger this flow, select Power Apps.
- Etc.

Step 3: Create a Power Apps app.

Add a flow to an app -

In this section, you'll learn about creating an app using Power Apps that uses the flow created in the earlier section. The app uses text entered in a text box when the button is selected to trigger the flow to create an item in the selected list.

1. Create a blank canvas app with a name such as AppWithFlow.
2. Select + (Insert) on the left-pane.
3. Select Text input control.
4. Select Button control.
5. On the canvas, move the button control below the text input control.
6. Design the app.
7. Select Action menu at the top, and then select Power Automate.
8. Etc.

Step 4: Add the actions.

Reference:

<https://docs.microsoft.com/en-us/power-apps/maker/canvas-apps/using-logic-flows>

Question: 182

CertyIQ

You are building a Power Automate flow to manage sales.

The sales team saves quotes as PDF files to a Microsoft OneDrive folder. You create a Microsoft SharePoint list to help the sales team manage follow ups to quotes.

You need to copy the customer name, phone number, and the amount of the potential sale from the sales quote and insert the data into the SharePoint list.

Which AI Builder model should you use?

- A. key phrase extraction
- B. sentiment analysis
- C. text recognition
- D. language detection

Answer: C

Explanation:

Reference:

<https://docs.microsoft.com/en-us/ai-builder/prebuilt-text-recognition>

Question: 183

CertyIQ

HOTSPOT -

A business plans to including AI Builder.

Which actions can you perform?

For each of the following statements, select Yes if the statement is true. Otherwise, select No.

NOTE: Each correct selection is worth one point.

Hot Area:

Answer Area

Statement	Yes	No
You can use a text classification model in AI Builder to retrieve text and analyze its meaning.	<input type="radio"/>	<input type="radio"/>
You can tag Instagram posts that mention your new product.	<input type="radio"/>	<input type="radio"/>
You can send results about the number of mentions of your new product in Instagram to Power BI for inclusion on a dashboard.	<input type="radio"/>	<input type="radio"/>

Answer:

Answer Area

Statement	Yes	No
You can use a text classification model in AI Builder to retrieve text and analyze its meaning.	<input checked="" type="radio"/>	<input type="radio"/>
You can tag Instagram posts that mention your new product.	<input checked="" type="radio"/>	<input type="radio"/>
You can send results about the number of mentions of your new product in Instagram to Power BI for inclusion on a dashboard.	<input checked="" type="radio"/>	<input type="radio"/>

Explanation:

Reference:

<https://docs.microsoft.com/en-us/ai-builder/text-classification-model-in-flow>

Question: 184

CertyIQ

A company wants users to start using Power Automate to improve personal productivity. You need to create a flow. Which two elements must you include? Each correct answer presents part of the solution. NOTE: Each correct selection is worth one point.

- A. expression
- B. condition
- C. action
- D. trigger

Answer: CD

Explanation:

Reference:

<https://docs.microsoft.com/en-us/power-automate/get-started-logic-flow>

Question: 185

CertyIQ

HOTSPOT -

A company plans to use Power Apps to connect to a series of custom services. There are no connectors available for the custom services.

For each of the following statements, select Yes if the statement is true. Otherwise, select No.

NOTE: Each correct selection is worth one point.

Hot Area:

Answer Area

Statement	Yes	No
Custom connectors for customer-specific services do not require review and certification by Microsoft.	<input type="radio"/>	<input type="radio"/>
You can build a custom connector once and reuse the connector for Power Apps and Power Automate.	<input type="radio"/>	<input type="radio"/>
You can make custom connectors publicly available for all Power Platform users without having Microsoft certify the connector.	<input type="radio"/>	<input type="radio"/>

Answer:

Answer Area

Statement	Yes	No
Custom connectors for customer-specific services do not require review and certification by Microsoft.	<input checked="" type="radio"/>	<input type="radio"/>
You can build a custom connector once and reuse the connector for Power Apps and Power Automate.	<input checked="" type="radio"/>	<input type="radio"/>
You can make custom connectors publicly available for all Power Platform users without having Microsoft certify the connector.	<input type="radio"/>	<input checked="" type="radio"/>

Explanation:

Box 1: Yes -

Only if you would like to share your connector with all users of Logic Apps, Power Automate, and PowerApps, you can submit your connector for Microsoft certification. Microsoft will review your connector.

Box 2: Yes -

Connectors created in Power Automate are available in PowerApps. Likewise, connectors created in PowerApps are available in Power Automate.

Box 3: No -

If you would like to share your connector with all users of Logic Apps, Power Automate, and PowerApps, you can submit your connector for Microsoft certification.

Microsoft will review your connector.

Reference:

<https://docs.microsoft.com/en-us/connectors/custom-connectors/>

Question: 186

CertyIQ

You plan to use Power Automate to perform data-management tasks when users interact with data in the common data model.

Which three types of events can generate a trigger for the tasks? Each correct answer presents a complete solution.

NOTE: Each correct selection is worth one point.

- A. when a record is displayed in a view
- B. when a record is deleted
- C. when a record is created
- D. when a record is updated
- E. when a record is read

Answer: BCD

Explanation:

Triggers like When a record is created, When a record is updated, and When a record is deleted initiate your flow within a few minutes of the event occurring. In rare cases, your flow can take up to 2 hours to trigger.

Reference:

<https://docs.microsoft.com/en-us/power-automate/connection-dynamics365>

Question: 187

CertyIQ

A company uses Dynamics 365 Supply Chain Management.

When a sales order is created for one of the customers that a specific user manages, a Microsoft Outlook task must be created to remind the user to perform any follow up activities that are required.

You need to implement the functionality to create Outlook tasks.

Which two features should you use? Each correct answer presents part of the solution.

NOTE: Each correct selection is worth one point.

- A. AI Builder
- B. Power Apps
- C. Business Events
- D. Power Automate
- E. Common Data Service

Answer: CD

Explanation:

Business events in Microsoft Power Automate

Business events can be consumed in Microsoft Power Automate via the application connector. The connector has a trigger that is named when a business event occurs. This trigger can be used to subscribe to any of the business events that are available in the target instance of the application.

Reference:

<https://docs.microsoft.com/en-us/dynamics365/fin-ops-core/dev-itpro/business-events/business-events-flow>

Question: 188

CertyIQ

HOTSPOT -

A company uses a third party application and an approval process via email. At the end of the month, the IT department enters the data into Microsoft Excel to create pivot charts.

The Excel pivot charts must use the same data source as Dynamics 365 Field Service to generate charts and reports.

You need to recommend a solution.

What should you recommend? To answer, select the appropriate configuration in the answer area.

NOTE: Each correct selection is worth one point.

Hot Area:

Answer Area

Requirement

Solution

Create an approval workflow.

Dynamics 365 Workflow Notifications
Microsoft Outlook Integration
AI Builder
Microsoft Flow

Connect to report data.

Common Data Service and Power BI
Third-party from AppSource
Custom Code flat file integration
Dynamics 365 Field Service

Answer:

Answer Area

Requirement

Solution

Create an approval workflow.

Dynamics 365 Workflow Notifications
Microsoft Outlook Integration
AI Builder
Microsoft Flow

Connect to report data.

Common Data Service and Power BI
Third-party from AppSource
Custom Code flat file integration
Dynamics 365 Field Service

Explanation:

1. Microsoft Flow - Approval process latest recommendations
2. CDS and Power BI - Use CDS for data source and Power BI for Pivot chart

Question: 189

CertyIQ

This question requires that you evaluate the underlined text to determine if it is correct.

A company requires that service representatives schedule customer visits every six months. Each service representative is required to enter a scheduled task for the next checkup as they are leaving a client site. A service

representative wants to automate task entry by creating a business process flow that can be initiated from the service call screen on a phone.
Review the underlined text. If it makes the statement correct, select 'No change is needed.' If the statement is incorrect, select the answer choice that makes the statement correct.

- A. No change is needed.
- B. a scheduled
- C. an instant
- D. an action

Answer: C

Explanation:

C. an instant. An instant flow is a type of process that can be triggered manually by a user from a button, a flow bot, or a web page. An instant flow can also be triggered from a mobile device, such as a phone or a tablet. An instant flow can be used to automate task entry by creating a scheduled task for the next checkup as the service representative is leaving a client site.

Question: 190

CertyIQ

DRAG DROP -
You create a flow by using a template. You want to add support for additional business scenarios. You need to ensure that the new workflow does not break existing functionality. Which flow editing utilities should you use? To answer, drag the appropriate tools to the correct requirements. Each tool may be used once, more than once, or not at all. You may need to drag the split bar between panes or scroll to view content.
NOTE: Each correct selection is worth one point.
Select and Place:

Tools	Answer Area	
	Requirement	Tool
Test		
Flow Checker	Check the new flow for any errors or warnings.	Tool
	Run the flow using previously processed data.	Tool
	Monitor the flow as it is running.	Tool

Answer:

Tools**Answer Area****Requirement****Tool**

Check the new flow for any errors or warnings.

Run the flow using previously processed data.

Monitor the flow as it is running.

Explanation:

Box 1: Flow Checker -

The Flow checker feature will promote higher quality flows by ensuring you follow best practices. By running the checker, you will be able to get answers to questions like: which areas of my flow implementation pose a performance or reliability risk?

For each issue identified, the Flow checker points to specific occurrences within the flow where improvements may be required. And more importantly, you learn how to implement these improvements by following detailed guidance.

Box 2: Test -

Box 3: Test -

Reference:

<https://flow.microsoft.com/en-us/blog/flow-checker-four-connectors/> <https://docs.microsoft.com/en-us/power-automate/modern-approvals>

Question: 191**CertyIQ**

You are implementing Power Apps for a company.

Data from an online proprietary accounting system must be automatically updated every four hours into Microsoft Dataverse without creating duplicates. Only changes to the data must be added. Thousands of records are added per hour.


You need to set up the technology to ensure that the data is integrated every four hours.

What should you do?

- A. Create a custom connector.
- B. Create a Cloud flow that exports and imports the data.
- C. Export all data to Azure Blob storage.

Answer: B**Explanation:**

Incremental refresh:

Once a dataflow is created and saved, select the Edit incremental refresh option by tapping on  where you can find more commands.

When you select Edit incremental refresh, the incremental refresh settings window appears. A dataflow may contain many entities and the example below shows

3 entities " Customers, Orders and Products. Incremental refresh is set up at the entity level, allowing a dataflow to hold both fully refreshed entities and incrementally refreshed entities. You can set your incremental refresh policy by configuring store rows from the past and refresh rows from the past. For this

example, we define a refresh policy to store 3 years of data from the past in total, and incrementally refresh 10 days of data.

Incremental refresh settings

Entities

Customers
Orders
Products

Settings

Incremental refresh updates only data that's changed, to speed up the refresh, and store historic data. [Learn more](#)

- ☐ Full refresh
☒ Incremental refresh

Choose a Date or Time field to filter by

Store rows from the past

3

Years

Refresh rows from the past

10

Days

☒ Detect data changes

Only refresh data if the maximum value in this field changes

☐ Only refresh complete periods

Note: Today, Power Platform dataflows empowers citizen developers with a no-code experience for self-service data preparation capabilities at scale within the

Power Apps maker portal. This enables citizen developers to connect to data from different data sources (both cloud and on-prem), clean and transform the data by leveraging the familiar Power Query experience, map to standard entities using the Common Data model, and land the data into Common Data Service or Azure Data Lake Storage, thereby making it available for reuse across multiple Power Apps and Flows created within Power Automate.

Reference:

<https://powerapps.microsoft.com/en-us/blog/announcing-power-platform-dataflows-general-availability/>

Question: 192

CertyIQ

DRAG DROP -

You are creating a Power Automate solution.

You need to select a Power Automate control action for each function in the flow.

Which control action should you use? To answer, drag the appropriate control actions to the correct functions.

Each control action may be used once, more than once, or not at all. You may need to drag the split bar between panes or scroll to view content.

NOTE: Each correct selection is worth one point.

Select and Place:

Control actions

Do until

Apply to each

Switch

Condition

Answer Area

Function

Continue performing a set of actions unless a condition becomes true.

Allow multiple branches to be created based on a set of options.

Allow two branches to be created based on a true/false condition.

Control action

Answer:

Control actions

Do until

Apply to each

Switch

Condition

Answer Area**Function**

Continue performing a set of actions unless a condition becomes true.

Allow multiple branches to be created based on a set of options.

Allow two branches to be created based on a true/false condition.

Control action

Do until

Switch

Condition

Explanation:

Box 1: Do until -

The Do Until control in Power Automate is a loop that repeatedly forces an action until a certain condition becomes true.

Box 2: Switch -

In Power Automate, a Switch case action is a control function that allows for expression or variable to change the flow behavior. Where switch case has multiple cases which include different action or block of statement.

Box 3: Condition -

Reference:

<https://blog.enterprisedna.co/do-until-loop-control-in-power-automate/>

Question: 193**CertyIQ**

A company wants to use Power Automate to send email alerts to a specific employee whenever the company is mentioned in a Twitter post.

You need to create the flow.

From which two locations can you create the required flow? Each correct answer presents a complete solution.

NOTE: Each correct selection is worth one point.

- A. a mobile app
- B. a browser
- C. a desktop application
- D. Dynamics 365

Answer: AB

Explanation:

Mobile App and Browser.

Question: 194**CertyIQ**

DRAG DROP -

You are creating a Power Apps solution for a company that manufactures bicycles.

The company has the following requirements:

* A vendor uploads a Microsoft Excel workbook to the company each week. The workbook contains lists of parts and their current prices. You must automatically import the data into Microsoft Dataverse as soon as the workbook is uploaded. You must send specific users an alert when new files are uploaded.

* Synchronize customer data with a proprietary accounting database when a user selects a button on the Account form.

You need to recommend the trigger types to use to meet the requirements.

Which trigger types should you use? To answer, drag the appropriate trigger types to the correct requirements.

Each trigger type may be used once, more than once, or not at all. You may need to drag the split bar between panes or scroll to view content.

NOTE: Each correct selection is worth one point.
Select and Place:

Trigger types

Push trigger
Polling trigger
Triggers for scheduled flows
Triggers for business process flow

Answer Area



Requirement

- Send a notification when an Excel workbook is uploaded.
- Synchronize customer data with a proprietary accounting database.

Trigger type

Answer:

Trigger types

Push trigger
Polling trigger
Triggers for scheduled flows
Triggers for business process flow

Answer Area



Requirement

- Send a notification when an Excel workbook is uploaded.
- Synchronize customer data with a proprietary accounting database.

Trigger type

Push trigger
Polling trigger

Explanation:

A- Push Trigger: It listens for the data on an endpoint they want to wait for an event to occur. When an event has occurred a new run of your workflow instance will be started. Office 365 Outlook, Gmail comes these work on the push triggers. Whenever a mail has been flagged up, the trigger will listen to our data on the endpoint and then the particular actions will happen.

B- Polling Trigger: It is basically an event that periodically makes a call to your service to look for new data. When new data is available causes a new run of your workflow instance with data as an input.

Question: 195

CertyIQ

You create a Power Virtual Agents chatbot for a company.
The management wants to learn about the effectiveness of the chatbot.
You need to identify the percentage of customers who stop responding to prompts from the chatbot.
Which report should you view?

- A. Customer satisfaction
- B. Engagement over time
- C. Escalation rate drivers
- D. Session outcomes over time

Answer: D

Explanation:

The Session outcomes over time chart shows you the daily resolution rate, escalation rate, and abandon rate over the specified time period. The daily rate of abandoned sessions. An abandoned session is an engaged session that is neither resolved nor escalated after one hour from the beginning of the session.
<https://docs.microsoft.com/en-us/power-virtual-agents/teams/analytics-summary-teams#engagement-over-time-chart>

Question: 196

HOTSPOT -

You are creating a Power Virtual Agents chatbot for a company.

Which component types should you use for each scenario? To answer, select the appropriate options in the answer area.

NOTE: Each correct selection is worth one point.

Hot Area:

Answer Area

Scenario

The chatbot needs to capture of the user id for authentication.

Component type

	▼
Topic	
Entity	
Action	

A customer asks a question that needs to be handed off to a live Customer Support representative.

	▼
Topic	
Entity	
Action	

Answer:

Answer Area

Scenario

The chatbot needs to capture of the user id for authentication.

Component type

	▼
Topic	
Entity	
Action	

A customer asks a question that needs to be handed off to a live Customer Support representative.

	▼
Topic	
Entity	
Action	

Explanation:

Entity

Topic

Reference:

<https://docs.microsoft.com/en-us/power-virtual-agents/fundamentals-what-is-power-virtual-agents>
<https://www.c-sharpcorner.com/article/get-started-with-bot-development-with-microsoft-power-virtual-agent-step-by-st/>

Question: 197

CertyIQ

You are planning to allow members of your team to test your chatbot. You must ensure this is done in a secure way. A team member named User1 must test the chatbot. You need to ensure that User1 can complete testing. What should you do?

- A. Sign in to the authoring environment as the chatbot author.
- B. Sign in to Microsoft Azure DevOps as the chatbot author.
- C. Sign in to Microsoft Azure DevOps as User1.
- D. Sign in to the authoring environment as User1.

Answer: D

Explanation:

The answer is defo D as you are testing that the user can access the chat bot, not the author

Question: 198

CertyIQ

HOTSPOT -

You are authoring a Power Virtual Agents chatbot for a company.

For each of the following statements, select Yes if the statement is true. Otherwise, select No.

NOTE: Each correct selection is worth one point.

Hot Area:

Answer Area

Statements	Yes	No
You must create a custom action to display a knowledge base article that answers a common support question.	<input type="radio"/>	<input type="radio"/>
You can use Power Automate to retrieve a customer's contact number in order to verify they are an authorized user and their support plan SLA.	<input type="radio"/>	<input type="radio"/>

Answer:

Answer Area

Statements

Yes

No

You must create a custom action to display a knowledge base article that answers a common support question.

☐☒

You can use Power Automate to retrieve a customer's contact number in order to verify they are an authorized user and their support plan SLA.

☒☐

Explanation:

Reference:

<https://docs.microsoft.com/en-us/azure/cognitive-services/qnamaker/tutorials/integrate-with-power-virtual-assistant-fallback-topic> <https://docs.microsoft.com/en-us/power-virtual-agents/advanced-flow>

Question: 199

CertyIQ

You are creating a canvas app that uses one connector.

Which two objects are provided by the connector? Each correct answer presents a complete solution.

NOTE: Each correct selection is worth one point.

- A. customizations
- B. actions
- C. tables
- D. triggers

Answer: BC

Question: 200

CertyIQ

HOTSPOT -

An organization is considering using Power Platform to improve business processes.

Instructions: For each of the following statements, select Yes if the statement is true. Otherwise, select No.

NOTE: Each correct selection is worth one point.

Hot Area:

Yes

No

You can add a custom Microsoft Dataverse entity to the Dynamics 365 Sales Hub navigation.

☐☐

You can embed a Power Platform canvas app in your organization's Microsoft Teams channel.

☐☐

Answer:

Yes**No**

You can add a custom Microsoft Dataverse entity to the Dynamics 365 Sales Hub navigation.

☒☐

You can embed a Power Platform canvas app in your organization's Microsoft Teams channel.

☒☐**Question: 201****CertyIQ**

A company plans to move an on-premises customer service data management system to a cloud-managed solution.

The customer service application must be replaced by a model-driven application. The company uses Microsoft SQL Server Integration Services (SSIS) packages to move data from the on-premises database system to a third-party enterprise resource planning (ERP) system.

You need to replace the SSIS packages for data transfer.

What should the company use in place of the packages to move the data?

- A. Power Platform connector
- B. Microsoft Azure Data Lake
- C. Power Virtual Agents
- D. Data Migration Framework

Answer: D**Explanation:**

Data Migration Framework is a tool that can be used to migrate data from on-premises to cloud solutions such as Azure SQL Database and Azure SQL Data Warehouse, which can help to migrate data from SQL Server to ERP system on cloud.

It is one of the option to consider along with A & B.

A. Power Platform connector and B. Microsoft Azure Data Lake are also valid options to consider depending on the specific requirements and use cases.

It is important to evaluate the different options and choose the one that best fits the company's needs and goals for the data migration.

Question: 202**CertyIQ**

HOTSPOT -

A company plans to create a Microsoft Dataverse environment.

For each of the following statements, select Yes if the statement is true. Otherwise, select No.

NOTE: Each correct selection is worth one point.

Hot Area:

Answer Area

Statements	Yes	No
You can create a Microsoft Dataverse environment in the Power Platform Admin center.	<input type="radio"/>	<input type="radio"/>
You must enable data encryption after you create a Microsoft Dataverse environment.	<input type="radio"/>	<input type="radio"/>
You can control security roles and privileges in a Microsoft Dataverse environment from the Power Apps Admin center.	<input type="radio"/>	<input type="radio"/>

Answer:

Answer Area

Statements	Yes	No
You can create a Microsoft Dataverse environment in the Power Platform Admin center.	<input checked="" type="radio"/>	<input type="radio"/>
You must enable data encryption after you create a Microsoft Dataverse environment.	<input type="radio"/>	<input checked="" type="radio"/>
You can control security roles and privileges in a Microsoft Dataverse environment from the Power Apps Admin center.	<input checked="" type="radio"/>	<input type="radio"/>

Explanation:

Yes

No

Yes

Question: 203

CertyIQ

You develop a Power Virtual Agents chatbot in a Microsoft Teams channel named Expenses. You need to identify the operations the chatbot can perform. Which two actions can the chatbot perform? Each correct answer presents a complete solution. NOTE: Each correct selection is worth one point.

- A. Trigger a request for approval from a senior manager for high-value expenses.
- B. Upload and process a PDF file.
- C. Staff who are not members of the Expenses team can use the chatbot.
- D. Transfer a chat to a live person if the chatbot cannot answer the question.

Answer: AD

Explanation:

A. Trigger a request for approval from a senior manager for high-value expenses.

D. Transfer a chat to a live person if the chatbot cannot answer the question.

Question: 204

CertyIQ

A company is using Power Virtual Agents with Dynamics 365 Customer Service.

You create a new topic. The topic performs as expected during testing.

Customers report that the new topic is not visible in the frequently asked questions section of the company's website.

You need to ensure customers can see the new topic.

What should you do?

A. Delete and recreate the topic.

B. Create a new variable.

C. Paste the link to the website.

D. Analyze the chatbot.

E. Publish the topic.

Answer: E

Explanation:

Test and publish your bot -

Test your bot when you make changes to your topics, to make sure that everything is working as expected.

After you've designed and tested your bot, publish it to the web, mobile or native apps, or Microsoft Bot Framework channels.

Reference:

<https://docs.microsoft.com/en-us/power-virtual-agents/authoring-create-edit-topics>

Question: 205

CertyIQ

A company is building an interactive chatbot to answer questions about product and product warranties.

You need to create conversation paths for questions about product warranties.

Which tool should you use?

A. Authoring canvas

B. Azure Bot Framework

C. Power Platform admin center

D. Power Virtual Agents portal

E. Conversation node

Answer: A

Explanation:

The authoring canvas is where you define the conversation path between a customer and the bot. (In the link it says)

Question: 206

CertyIQ

HOTSPOT -
You are developing a Power Virtual Agents chatbot for a company.
For each of the following statements, select Yes if the statement is true. Otherwise, select No.
NOTE: Each correct selection is worth one point.
Hot Area:

Answer Area

Statement	Yes	No
You must create a topic to specify how a chatbot responds to a user.	<input type="radio"/>	<input type="radio"/>
You can use prebuilt entities or custom defined entities.	<input type="radio"/>	<input type="radio"/>

Answer:

Answer Area

Statement	Yes	No
You must create a topic to specify how a chatbot responds to a user.	<input checked="" type="radio"/>	<input type="radio"/>
You can use prebuilt entities or custom defined entities.	<input checked="" type="radio"/>	<input type="radio"/>

Explanation:

Reference:
<https://docs.microsoft.com/en-us/power-virtual-agents/authoring-fundamentals> <https://docs.microsoft.com/en-us/power-virtual-agents/advanced-entities-slot-filling>

Question: 207



You are building a Power Virtual Agents chatbot for a company.
You are working with an existing topic and would like to call an action.
Which technology is available to perform the action?

- A. Power Virtual Agent Entity
- B. Power BI
- C. Power Apps
- D. Power Automate

Answer: D

Explanation:

Reference:
<https://docs.microsoft.com/en-us/power-virtual-agents/advanced-flow>

Question: 208

CertyIQ

HOTSPOT -

A company plans to build solutions by using Power Platform technologies.

For each of the following statements, select Yes if the statement is true. Otherwise, select No.

NOTE: Each correct selection is worth one point.

Hot Area:

Answer Area

Statement	Yes	No
Power Virtual Agents chat data is saved unless it is deleted by the customer after a chat session.	<input type="radio"/>	<input type="radio"/>
Power Automate flows operate with administrative privileges at all times.	<input type="radio"/>	<input type="radio"/>

Answer:

Answer Area

Statement	Yes	No
Power Virtual Agents chat data is saved unless it is deleted by the customer after a chat session.	<input type="radio"/>	<input checked="" type="radio"/>
Power Automate flows operate with administrative privileges at all times.	<input type="radio"/>	<input checked="" type="radio"/>

Explanation:

Box 1: No

Box 2: No -

You can set the permissions for a Flow.

Question: 209

CertyIQ

A company is creating a chatbot to replace a frequently asked questions (FAQ) site.

You must perform step-by-step testing for all scenarios that are part of a complex user interaction that includes multiple topics. Testers must be able to see the workflow while interacting with the chatbot.

You need to test the chatbot.

What should you do?

- A. View analytics for a chatbot conversation.
- B. Publish the chatbot and test it in any channel.
- C. Publish the chatbot and test it in the demo website.

D. Use the chatbot designer to test the chatbot.

Answer: D

Explanation:

The key piece is being able to see the workflow. You cannot do that in the test website.

<https://docs.microsoft.com/en-us/power-virtual-agents/authoring-test-bot#test-a-topic-in-the-test-bot-pane>

Question: 210

CertyIQ

HOTSPOT -

You are authoring a Power Virtual Agents bot for a company that sells flowers and shrubs.

For each of the following statements, select Yes if the statement is true. Otherwise, select No.

NOTE: Each correct selection is worth one point.

Hot Area:

Answer Area

Statement	Yes	No
You can use the prebuilt Postal Code entity to recommend plants that will work within a customer's growing zone.	<input type="radio"/>	<input type="radio"/>
You can create a custom entity to offer color and plant choices for landscaping options that can be made available for customer orders.	<input type="radio"/>	<input type="radio"/>

Answer:

Answer Area

Statement	Yes	No
You can use the prebuilt Postal Code entity to recommend plants that will work within a customer's growing zone.	<input checked="" type="radio"/>	<input type="radio"/>
You can create a custom entity to offer color and plant choices for landscaping options that can be made available for customer orders.	<input checked="" type="radio"/>	<input type="radio"/>

Explanation:

Box 1: Yes -

Chatbots built with Power Virtual Agents will understand and display content that's locally relevant to the user. Localized handling and formatting are based on the user's browser locale setting, and include the following elements within a chat conversation:

- ⇒ Date and time
- ⇒ Numbers

- ⇒ ZIP or postal code
- ⇒ Currency
- ⇒ Speed

Box 2: Yes -

Custom entities:

The prebuilt entities cover commonly used information types, but on some occasions, such as when building a bot that serves a specific purpose, you'll need to teach the bot's language understanding model some domain-specific knowledge.

For instance, let's say you want to build a bot for an outdoor store. In this case, you'll need to teach the bot to acknowledge the "outdoor gears product" category in a dialog.

Reference:

<https://docs.microsoft.com/en-us/power-virtual-agents/data-location> <https://docs.microsoft.com/en-us/power-virtual-agents/advanced-entities-slot-filling>

Question: 211

CertyIQ

DRAG DROP -

You need to build a Power Virtual Agents chatbot for a company.

Which components should you use? To answer, drag the appropriate components to the correct requirements. Each component may be used once, more than once, or not at all. You may need to drag the split bar between panes or scroll to view content.

NOTE: Each correct selection is worth one point.

Select and Place:

Answer Area

Components	Requirement	Component
Entity	Identify keywords or questions and relate them to issues.	
Variable	Store a response that a user enters for later use.	
Trigger Phrase	Identify a specific type of information from a user response.	

Answer:

Answer Area

Components	Requirement	Component
Entity	Identify keywords or questions and relate them to issues.	Trigger Phrase
Variable	Store a response that a user enters for later use.	Variable
Trigger Phrase	Identify a specific type of information from a user response.	Entity

Explanation:

Box 1: Trigger Phrase -

A trigger phrase is a phrase that a customer enters in the chat window to start a conversation with the bot. Once the conversation is started, the conversation follows the path you define. You can specify more than one trigger phrase for a topic.

The screenshot shows the 'Store Hours' topic setup in Microsoft Power Virtual Agents. The 'Setup' tab is active, and the 'Trigger phrases' section is highlighted with a red box. The 'Name' field is 'Store Hours' and the 'Description' is 'Regular store hours'. The 'Trigger phrases' list contains 61 phrases, including 'Closed', 'Are you closed now?', 'Are you open at noon?', 'Are you open before 9am?', 'Are you open before noon?', 'Are you open during Christmas day?', 'Are you open during Christmas eve?', 'Are you open during Christmas?', and 'Are you open during the holidays?'. A 'Go to authoring canvas' button is visible on the right.

Box 2: Variable -

Variables let you save responses from your customers in a conversation with your bot so that you can reuse them later in the conversation.

Box 3: Entity -

An entity can be viewed as an information unit that represents a certain type of a real-world subject, like a phone number, zip code, city, or even a person's name.

Reference:

<https://docs.microsoft.com/en-us/power-virtual-agents/authoring-create-edit-topics> <https://docs.microsoft.com/en-us/power-virtual-agents/authoring-variables> <https://docs.microsoft.com/en-us/power-virtual-agents/advanced-entities-slot-filling>

Question: 212

HOTSPOT -

You are authoring a Power Virtual Agents chatbot for a company.

For each of the following statements, select Yes if the statement is true. Otherwise, select No.

NOTE: Each correct selection is worth one point.

Hot Area:

Answer Area

Statement	Yes	No
When escalating to a live person from a chatbot, the customer must restate their issue and other information collected.	<input type="radio"/>	<input type="radio"/>
You can customize the greeting topic for every chatbot that you author.	<input type="radio"/>	<input type="radio"/>

Answer:

Answer Area

Statement	Yes	No
When escalating to a live person from a chatbot, the customer must restate their issue and other information collected.	<input type="radio"/>	<input checked="" type="radio"/>
You can customize the greeting topic for every chatbot that you author.	<input checked="" type="radio"/>	<input type="radio"/>

Explanation:

Box 1: No -

With Power Virtual Agents, you can hand off conversations to live agents seamlessly and contextually.

When you hand off a conversation, you share the full history of the conversation (the context) as well as all user-defined variables. Having access to this context means live agents that are using any connected engagement hub can be notified that a conversation requires a live agent, see the context of the prior conversation, and resume the conversation.

Box 2: Yes -

By default, chatbots created with Power Virtual Agents and published to a website will load without a greeting, and will passively wait for the user to start the conversation.

However, you can use custom CSS and JavaScript code to automatically have the bot start the conversation when the bot loads.

Reference:

<https://docs.microsoft.com/en-us/power-virtual-agents/advanced-hand-off> <https://docs.microsoft.com/en-us/>

Question: 213**HOTSPOT -**

You create a Power Virtual Agents chatbot for use with Microsoft Teams. You are testing the chatbot.

Testers report the following issues:

- » Changes that you make to the chatbot are not seen by testers.
- » When users enter the word refund the chatbot must ask the user the product for which they would like a refund.

The chatbot does not ask the user for product information.

You need to determine what needs to be done to fix the issues.

What should you do? To answer, select the appropriate options in the answer area.

NOTE: Each correct selection is worth one point.

Hot Area:

Answer Area

Missing changes

	▼
Create a new chatbot.	
Publish the chatbot.	
Save the topic.	
Share the chatbot.	

Refund responses are not working as expected.

	▼
Change security.	
Create a refund topic.	
Create a refund chatbot.	

Answer:

Answer Area

Missing changes

▼

Create a new chatbot.

Publish the chatbot.

Save the topic.

Share the chatbot.

Refund responses are not working as expected.

▼

Change security.

Create a refund topic.

Create a refund chatbot.

Explanation:

Reference:

<https://docs.microsoft.com/en-us/power-virtual-agents/publication-fundamentals-publish-channels>

Question: 214

CertyIQ

HOTSPOT -

You are creating a Power Virtual Agents chatbot to help users search for available meeting rooms within a building.

The chatbot must meet the following requirements:

- Allow users to initiate the chatbot by typing the phrase Help me Meeting Guru.
- Provide meeting room capacity options of 1-4 people and 5-10 people.
- End the chatbot session if the user attempts to schedule a meeting room for more than 10 people.

You need to identify the actions to use.

Which actions should you use? To answer, select the appropriate options in the answer area.

NOTE: Each correct selection is worth one point.

Hot Area:

Answer Area

Requirement

Action

Allow users to initiate the chatbot by typing the phrase **Help me Meeting Guru**.

▼

Call a fallback topic.
Call an action.
Create a question node.
Create a trigger phrase.

Provide meeting room capacity options of 1-4 people and 5-10 people.

▼

Call an action.
Call a fallback topic.
Create a condition.
Create a question node.

End the chatbot session when the user attempts to schedule meeting room for more than 10 people.

▼

Add a condition.
Call an action.
Configure a fallback topic.
Create a trigger phrase.

Answer:

Answer Area

Requirement

Allow users to initiate the chatbot by typing the phrase **Help me Meeting Guru**.

Provide meeting room capacity options of 1-4 people and 5-10 people.

End the chatbot session when the user attempts to schedule meeting room for more than 10 people.

Action

Call a fallback topic.
Call an action.
Create a question node.
Create a trigger phrase.

Call an action.
Call a fallback topic.
Create a condition.
Create a question node.

Add a condition.
Call an action.
Configure a fallback topic.
Create a trigger phrase.

Explanation:

Reference:

<https://docs.microsoft.com/en-us/power-virtual-agents/authoring-create-edit-topics>

Question: 215

CertyIQ

You create a Power Virtual Agents chatbot for a company. The chatbot will use common channels and services by which the company communicates with customers.

You need to determine which services the chatbot can be used with or added to.

Which two services can the chatbot be used with? Each correct answer presents a complete solution.

NOTE: Each correct selection is worth one point.

- A. Facebook
- B. Power BI
- C. Microsoft Azure Event Grid
- D. Microsoft Azure Service Bus
- E. Microsoft Azure Bot Framework

Answer: AE

Explanation:

Reference:

<https://docs.microsoft.com/en-us/power-virtual-agents/publication-fundamentals-publish-channels>

Question: 216

HOTSPOT -

A company plans to implement Power Virtual Agents chatbots.

Instructions: For each of the following statements, select Yes if the statement is true. Otherwise, select No.

NOTE: Each correct selection is worth one point.

Hot Area:

Answer Area

Statements	Yes	No
A topic in a chatbot can have several trigger phrases.	<input type="radio"/>	<input type="radio"/>
A chatbot can call a Power Automate flow in a different Microsoft Power Platform environment.	<input type="radio"/>	<input type="radio"/>
You must publish a chatbot after making modifications for the changes to be visible by users.	<input type="radio"/>	<input type="radio"/>

Answer:

Answer Area

Statements	Yes	No
A topic in a chatbot can have several trigger phrases.	<input checked="" type="radio"/>	<input type="radio"/>
A chatbot can call a Power Automate flow in a different Microsoft Power Platform environment.	<input type="radio"/>	<input checked="" type="radio"/>
You must publish a chatbot after making modifications for the changes to be visible by users.	<input checked="" type="radio"/>	<input type="radio"/>

Explanation:

Box 1: Yes -

A topic has trigger phrases and conversation nodes. Trigger phrases are phrases, keywords, and questions that a user is likely to type that are related to a specific issue. Conversation nodes define how a bot should respond to a trigger phrase and what it should do.

Box 2: No -

A flow can only be called from a topic located in the same Microsoft Dataverse environment as your bot.

Box 3: Yes -

Once you're satisfied with your bot's content and quality, you can publish your bot to allow users to engage with your bot. You must publish your bot at least once for the user to chat with the bot in Microsoft Teams. Each time you want to update your bot's content, you publish it again from within the Power Virtual Agents app in Microsoft Teams. This will update the bot's content with the latest changes you have made.

Reference:

<https://docs.microsoft.com/en-us/power-virtual-agents/authoring-create-edit-topics> <https://docs.microsoft.com/en-us/power-virtual-agents/advanced-flow> <https://docs.microsoft.com/en-us/power-virtual-agents/teams/publication-fundamentals-publish-channels-teams>

Question: 217

HOTSPOT

-

Instructions: For each of the following statements, select Yes if the statement is true. Otherwise, select No.

NOTE: Each correct selection is worth one point.

Answer Area

Statements	Yes	No
A Microsoft Power Platform environment must contain a Microsoft Dataverse database.	<input type="radio"/>	<input type="radio"/>
An app created in an environment can only connect to the data sources that are deployed in the same environment.	<input type="radio"/>	<input type="radio"/>
Microsoft Dataverse for Teams environments are automatically created for all members of the team when you create a Microsoft Power Platform app in Microsoft Teams.	<input type="radio"/>	<input type="radio"/>

Answer:

Answer Area

Statements	Yes	No
A Microsoft Power Platform environment must contain a Microsoft Dataverse database.	<input type="radio"/>	<input checked="" type="radio"/>
An app created in an environment can only connect to the data sources that are deployed in the same environment.	<input checked="" type="radio"/>	<input type="radio"/>
Microsoft Dataverse for Teams environments are automatically created for all members of the team when you create a Microsoft Power Platform app in Microsoft Teams.	<input checked="" type="radio"/>	<input type="radio"/>

Question: 218

CertyIQ

A company has an online store to sell toys. The volume of order tracking requests has increased.

You need to allow customers to use an interactive interface on the website to request order tracking information.

Which technology should you use?

A. Power Automate flows

- B. Customer Service Insights
- C. Power Virtual Agents chatbots
- D. Power BI

Answer: C

Explanation:

C. Power Virtual Agents chatbots

Power Virtual Agents chatbots can be used to create an interactive interface on the website to handle customer inquiries, such as order tracking requests.

Question: 219

CertyIQ

HOTSPOT

-

Instructions: For each of the following statements, select Yes if the statement is true. Otherwise, select No.

NOTE: Each correct selection is worth one point.

Answer Area

Statements	Yes	No
Custom connectors use public or private APIs to connect to external sources.	<input type="radio"/>	<input type="radio"/>
You cannot use custom connectors in Power Automate.	<input type="radio"/>	<input type="radio"/>
Component operations of a connector can be an action or a trigger.	<input type="radio"/>	<input type="radio"/>

Answer:

Answer Area

Statements	Yes	No
Custom connectors use public or private APIs to connect to external sources.	<input checked="" type="radio"/>	<input type="radio"/>
You cannot use custom connectors in Power Automate.	<input type="radio"/>	<input checked="" type="radio"/>
Component operations of a connector can be an action or a trigger.	<input checked="" type="radio"/>	<input type="radio"/>

Question: 220

DRAG DROP

A company is implementing a customer service solution by using Dynamics 365 Customer Service. The company is extending the solution to meet additional business requirements.

The solution has the following requirements:

- Customers can log on to a secure website and view the progress of customer service tickets.
- Refund requests over a certain value can be automatically sent for managerial approval in Microsoft Teams.
- Create a custom page showing a gallery of pictures within the Dynamics 365 Customer Service app.

You need to use Microsoft Power Platform technologies to implement the solution.

Which technology should you use? To answer, drag the appropriate technologies to the correct requirements. Each technology may be used once, more than once, or not at all. You may need to drag the split bar between panes or scroll to view content.

Answer Area

Technologies	Requirement	Technology
Power Apps portals	Customers can log on to a secure website and view the progress of customer service tickets.	
Power Automate	Refund requests over a certain value can be automatically sent for managerial approval in Microsoft Teams.	
Canvas apps	Create a custom page showing a gallery of pictures within the Dynamics 365 Customer Service app.	

Answer:

Answer Area

Requirement	Technology
Customers can log on to a secure website and view the progress of customer service tickets.	Power Apps portals
Refund requests over a certain value can be automatically sent for managerial approval in Microsoft Teams.	Power Automate
Create a custom page showing a gallery of pictures within the Dynamics 365 Customer Service app.	Canvas apps

Question: 221

You are developing a Microsoft Power Platform solution. The solution uses data stored in Microsoft Excel, a Microsoft Dataverse database, and an Azure SQL database.

You must create several visuals to enable the data to display on a screen without moving the data out of its source location.

You need to create the visuals.

Which tool should you use?

- A. Power Automate
- B. Power Platform Center of Excellence Starter Kit
- C. Power Virtual Agents
- D. Power BI

Answer: D

Explanation:

Power BI is a business intelligence and data visualization tool that allows you to connect to various data sources, including Microsoft Excel, Microsoft Dataverse, and Azure SQL databases. It allows you to create interactive, visually appealing reports and dashboards without having to move the data out of its source location. Power Automate, Power Platform Center of Excellence Starter Kit, and Power Virtual Agents are all different tools that are not specifically designed for creating data visuals in the way that Power BI is.

Question: 222

CertyIQ

HOTSPOT

You create a Microsoft Power Automate flow.

For each of the following statements, select Yes if the statement is true. Otherwise, select No.

NOTE: Each correct selection is worth one point.

Answer Area

Statement	Yes	No
A Power Automate flow button requires a user to provide input before clicking a flow button.	<input type="radio"/>	<input type="radio"/>
A Power Automate flow can only be triggered from virtual buttons in software.	<input type="radio"/>	<input type="radio"/>

Answer:

Answer Area

Statement	Yes	No
A Power Automate flow button requires a user to provide input before clicking a flow button.	<input type="radio"/>	<input checked="" type="radio"/>
A Power Automate flow can only be triggered from virtual buttons in software.	<input type="radio"/>	<input checked="" type="radio"/>

Question: 223

CertyIQ

HOTSPOT

-

Instructions: For each of the following statements, select Yes if the statement is true. Otherwise, select No.

NOTE: Each correct selection is worth one point.

Answer Area

Statements	Yes	No
A Power Automate cloud flow can be added to a solution by using the Power Automate mobile app.	<input type="radio"/>	<input type="radio"/>
Power Automate for desktop is an application that must be installed on a computer.	<input type="radio"/>	<input type="radio"/>
Business process flows can be created by using the Power Automate portal.	<input type="radio"/>	<input type="radio"/>

Answer:

Answer Area

Statements	Yes	No
A Power Automate cloud flow can be added to a solution by using the Power Automate mobile app.	<input checked="" type="radio"/>	<input type="radio"/>
Power Automate for desktop is an application that must be installed on a computer.	<input checked="" type="radio"/>	<input type="radio"/>
Business process flows can be created by using the Power Automate portal.	<input checked="" type="radio"/>	<input type="radio"/>

Question: 224

CertyIQ

DRAG DROP

-

A company uses Microsoft Power Platform to manage support tickets.

Customers submit support requests by sending an email to a support email address.

All high-priority emails must be logged into a Microsoft Excel sheet for historical purposes.

You need to identify the components that are required for logging the emails in Excel.

Which components should you use? To answer, drag the appropriate components to the correct requirements. Each component may be used once, more than once, or not at all. You may need to drag the split bar between panes or scroll to view content.

NOTE: Each correct selection is worth one point.

Answer Area

Components	Requirement	Component
Action	Start a workflow when an email is sent to a specific email address.	<input type="text"/>
Trigger	Evaluate whether an email is high priority in the flow by using a condition.	<input type="text"/>
Connector	Create a row in Excel with information about incoming high-priority email.	<input type="text"/>

Answer:

Answer Area

Components	Requirement	Component
Action	Start a workflow when an email is sent to a specific email address.	Trigger
Trigger	Evaluate whether an email is high priority in the flow by using a condition.	Action
Connector	Create a row in Excel with information about incoming high-priority email.	Connector

Question: 225

CertyIQ

You are using Power Virtual Agents to create a chatbot for your Power Apps portal.

You need the chatbot to start from the beginning of the conversation if user input is unrecognized.

What should you configure?

- A. Trigger
- B. AI features
- C. Fallback topic
- D. Error message

Answer: C

Explanation:

Fallback topic

In Power Virtual Agents, the fallback topic is used to handle situations where the user input is not recognized by the chatbot. If the user input is not matched to any of the topics or questions in the chatbot, the fallback topic will be triggered, allowing you to configure a response or redirect the conversation to a different topic. This is why you should configure the fallback topic if you want the chatbot to start from the beginning of the conversation if the user input is unrecognized.

Question: 226

CertyIQ

A company uses Microsoft 365 and Power Platform. You do not assign permissions to any licensed users.

Users are able to create and edit Power Apps canvas apps.

In which environment are users creating and editing the apps?

- A. Production
- B. Test
- C. Sandbox

Answer: B

Explanation:

B. Test (Default)

There is no Test environment anymore, so it must be considered the Default environment.

"A single default environment is automatically created by Power Apps for each tenant and shared by all users in that tenant. Whenever a new user signs up for Power Apps, they're automatically added to the Maker role of the default environment."

Reference:

<https://learn.microsoft.com/en-us/power-platform/admin/environments-overview>

Question: 227

CertyIQ

DRAG DROP

A company plans to implement Power BI.

The company wants to implement some specific features that Power BI does not include.

You need to recommend solutions for the company.

What should you recommend? To answer, drag the appropriate solutions to the correct requirement. Each solution may be used once, more than once, or not at all. You may need to drag the split bar between panes or scroll to view content.

NOTE: Each correct selection is worth one point.

Solutions

Microsoft AppSource

Microsoft Lifecycle Services

Microsoft Azure Marketplace

Answer Area

Requirement

Evaluate solutions that meet current gaps in Power BI capabilities.

Evaluate the services of multiple companies to identify a partner that can assist in building a proof-of-concept solution.

Solution

Answer:

Solutions

Microsoft AppSource

Microsoft Lifecycle Services

Microsoft Azure Marketplace

Answer Area

Requirement

Evaluate solutions that meet current gaps in Power BI capabilities.

Evaluate the services of multiple companies to identify a partner that can assist in building a proof-of-concept solution.

Solution

Microsoft AppSource

Microsoft Lifecycle Services

Explanation:

1. Microsoft AppSource Evaluate solutions that meet current gaps in Power BI capabilities.

2. Microsoft Lifecycle Services Evaluate the services of multiple companies to identify a partner that can assist in building a proof-of-concept solution.

Question: 228

DRAG DROP

You need to read data from a Microsoft Excel file into Microsoft Dataverse and then copy that data into an enterprise resource planning (ERP) system.

You need to configure the connector.

What should you use? To answer, drag the appropriate operations to the correct actions. Each operation may be used once, more than once, or not at all. You may need to drag the split bar between panes or scroll to view content.

NOTE: Each correct selection is worth one point.

Operations

Trigger
Action
Business process flow
Business rule

Answer Area

Action

Import into Microsoft Dataverse.

Synchronize data to ERP system.

Operation

Answer:

Operations

Trigger
Action
Business process flow
Business rule

Answer Area

Action

Import into Microsoft Dataverse.

Synchronize data to ERP system.

Operation

Trigger
Action

Explanation:

Trigger: Import into Microsoft Dataverse.

Action: Synchronize data to ERP system.

The task is to read data from a Microsoft Excel file and import it into Microsoft Dataverse, and then synchronize that data with an enterprise resource planning (ERP) system.

To accomplish this, you would use the "Import into Microsoft Dataverse" operation as the trigger, which initiates the process of reading data from the Excel file and importing it into Dataverse.

Once the data is imported into Dataverse, you would use the "Synchronize data to ERP system" action to copy the data from Dataverse and transfer it into the ERP system.

The "Business process flow" and "Business rule" operations are not used in this scenario as they are not needed to accomplish the task of importing data from an Excel file into Dataverse and synchronizing it with an ERP system.

Question: 229

You are designing Power BI dashboards and reports to analyze the financial data for a company.

You must analyze the past three years of data from the company's accounting system.

You need to ensure that dashboards only display required data.

What are two possible ways to achieve the goal? Each correct answer presents a complete solution.

NOTE: Each correct selection is worth one point.

- A. Create aggregations.
- B. Import data into Microsoft Dataverse.
- C. Share dashboards.
- D. Create calculated columns.

Answer: AD

Explanation:

- A. Create aggregations.
- D. Create calculated columns.

Question: 230

CertyIQ

HOTSPOT

For each of the following statements, select Yes if the statement is true. Otherwise, select No.

NOTE: Each correct selection is worth one point.

Answer Area

Statements	Yes	No
Power Virtual Agents chatbots can be created directly in Microsoft Teams.	<input type="radio"/>	<input type="radio"/>
Power Virtual Agent chatbots can use the bot testing feature directly within Microsoft Teams.	<input type="radio"/>	<input type="radio"/>

Answer:

Answer Area

Statements	Yes	No
Power Virtual Agents chatbots can be created directly in Microsoft Teams.	<input checked="" type="radio"/>	<input type="radio"/>
Power Virtual Agent chatbots can use the bot testing feature directly within Microsoft Teams.	<input checked="" type="radio"/>	<input type="radio"/>

Explanation:

Yes.

(You can add the Power Virtual Agents app from the Microsoft Teams app store and begin to create, author, test, and publish your bot directly into teams, all within the Microsoft Teams interface)

Yes

Reference:

<https://learn.microsoft.com/en-us/power-virtual-agents/teams/fundamentals-what-is-power-virtual-agents-teams>

Question: 231

CertyIQ

You are developing a Power Virtual Agents chatbot.

The chatbot must respond to user questions by using instant messaging (IM).

You need to deploy the chatbot.

Where should you install the chatbot?

- A. Power Apps maker portal
- B. Microsoft Power Platform app
- C. Microsoft Team
- D. your desktop

Answer: C

Question: 232

CertyIQ

A company uses a Microsoft Excel spreadsheet to record raw material quality daily.

The company's chief technology officer (CTO) wants to use a model-driven app to record the information.

The chief executive officer (CEO) will fund the development of the app for the CTO only if the CEO understands the

benefits of using a model-driven app.

You need to identify the benefits of model-driven apps.

Which two benefits of using a model-driven app should you identify? Each correct answer presents a complete solution.

NOTE: Each correct selection is worth one point.

- A.The app contains prebuilt tables, forms, and views that reduce development time.
- B.Users may use the same app on a mobile device, a tablet or a PC.
- C.The app may continue to use the existing Excel spreadsheet as a source of data.
- D.Both staff members and anonymous users may use the app.

Answer: AB

Explanation:

The benefits of using a model-driven app include prebuilt tables, forms, and views that can reduce the development time and allow for customization. The app can be used on any device, including mobile devices, tablets, or PCs, making it easy for users to access the app from anywhere. While the app may use the existing Excel spreadsheet as a source of data, it is not a primary benefit. The ability to provide access to both staff members and anonymous users is not a benefit of model-driven apps.

Question: 233

CertyIQ

A company uses Dynamics 365 Sales. The company uses a browser-based app named Sales Hub.

You need to ensure that users can access data from Sales Hub by using mobile devices.

Which app should users install?

- A.Dynamics 365 Remote Assist
- B.Dynamics 365 Business Central
- C.Dynamics 365 Finance
- D.Dynamics 365 for Phones

Answer: D

Explanation:

Dynamics 365 for Phones

Question: 234

CertyIQ

You create a canvas app that uses a Microsoft Excel spreadsheet as a data source.

The spreadsheet contains a list of pets. Each column in the spreadsheet is a different attribute about a pet.

You need to create an interface to allow users to save a new pet record to the spreadsheet.

What is the minimum number of controls you need to implement to create the interface?

- A.One control: an edit form control

- B.Two controls: an edit form control and a button control
- C.Three controls: a text input control, a date picker control, and a combo box control
- D.Four controls: a text input control, a date picker control, a combo box control, and a button control

Answer: B

Explanation:

B. Two controls: an edit form control and a button control.Options C and D suggest using additional controls like text input, date picker, and combo box controls, which are not necessary to create the interface for adding a new record to the spreadsheet.

Question: 235

CertyIQ

A company creates canvas apps for its sales team.

A user creates a canvas app from a data source.

You need to determine the screens created.

Which three screens should you identify? Each correct answer presents part of the solution.

NOTE: Each correct selection is worth one point.

- A.welcome
- B.edit/create
- C.browse
- D.details
- E.delete

Answer: BCD

Explanation:

B. Edit/CreateC. BrowseD. DetailsThe Edit/Create screen allows users to add new records or edit existing records in the data source.The Browse screen displays a list of records in the data source and allows users to filter and sort the records.The Details screen displays the details of a specific record in the data source.

Question: 236

CertyIQ

HOTSPOT

-

You are creating a model-driven app.

You need to add forms to the app.

Which form types should you use? To answer, select the appropriate options in the answer area.

NOTE: Each correct selection is worth one point.

Answer Area

Requirement

Form type

a compact form for mobile devices

	▼
Card	
Quick Create	
Quick View	

a basic form for data entry

	▼
Main	
Quick Create	
Quick View	

a compact form for use in web clients to edit records

	▼
Advanced Find Views	
Associated Views	
Lookup Views	
Public Views	

Answer:

Answer Area

Requirement

Form type

a compact form for mobile devices

	▼
Card	
Quick Create	
Quick View	

a basic form for data entry

	▼
Main	
Quick Create	
Quick View	

a compact form for use in web clients to edit records

	▼
Advanced Find Views	
Associated Views	
Lookup Views	
Public Views	

Explanation:

card, quickcreate,lookup views

Question: 237

DRAG DROP

A company uses a model-driven app for its sales team.

You must customize a form to meet the following requirements:

- If a check box is checked, a hidden field must appear.
- The form must display a list of customers and fields about customers.

You need to identify the components a developer must configure to meet the requirements.

What should you identify?

To answer, drag the appropriate components to the correct requirements. Each component may be used once, more than once, or not at all. You may need to drag the split bar between panes or scroll to view content.

NOTE: Each correct selection is worth one point.

Components

Column
View
Form
Table

Answer Area

Requirement

Hidden field appears

List of customers and fields displays

Component

Answer:

Answer Area

Requirement

Hidden field appears

List of customers and fields displays

Component

Column
Form

Question: 238

A company uses a model-driven app.

You add several columns to a form.

Users state the new columns do not appear on the form.

You need to fix the issue.

What should you do?

- A.Create a Power Automate flow.
- B.Create a business rule.
- C.Ensure columns are in one section of the form only.
- D.Copy the form and rename it.
- E.Publish the form.

Answer: E

Explanation:

E. Publish the form.If users are stating that new columns are not appearing on a form, the most likely cause is that the form has not been published with the latest changes. Publishing the form will make the new columns visible to users.

Form needs to be published to contain modifications

Question: 239

CertyIQ

HOTSPOT

-

A company plans to use Power BI to visualize data.

Instructions: For each of the following statements, select Yes if the statement is true. Otherwise, select No.

NOTE: Each correct selection is worth one point.

	Yes	No
Power BI allows users to create and consume visualizations in one view by using data from several different sources.	<input type="radio"/>	<input type="radio"/>
Power Platform uses Microsoft SQL Server databases to securely store and manage data used by business applications.	<input type="radio"/>	<input type="radio"/>

Answer:

	Yes	No
Power BI allows users to create and consume visualizations in one view by using data from several different sources.	<input checked="" type="radio"/>	<input type="radio"/>
Power Platform uses Microsoft SQL Server databases to securely store and manage data used by business applications.	<input type="radio"/>	<input checked="" type="radio"/>

Explanation:

yes

no

Question: 240**CertyIQ**

HOTSPOT

-

A company creates unmanaged model-driven apps.

For each of the following statements, select Yes if the statement is true. Otherwise, select No.

Answer Area

Statements	Yes	No
Administrators can modify forms.	<input type="radio"/>	<input type="radio"/>
An App Maker can create personal views and system views.	<input type="radio"/>	<input type="radio"/>
An App Maker does not need to publish form changes for new columns to appear.	<input type="radio"/>	<input type="radio"/>

Answer:**Answer Area**

Statements	Yes	No
Administrators can modify forms.	<input checked="" type="radio"/>	<input type="radio"/>
An App Maker can create personal views and system views.	<input checked="" type="radio"/>	<input type="radio"/>
An App Maker does not need to publish form changes for new columns to appear.	<input type="radio"/>	<input checked="" type="radio"/>

Explanation:

Yes - Yes - No

Question: 241**CertyIQ**

HOTSPOT

-

For each of the following statements, select Yes if the statement is true. Otherwise, select No.

Answer Area

Statements	Yes	No
Sharing a model-driven app and sharing a canvas app both send an email with the link to the app to the users.	<input type="radio"/>	<input type="radio"/>
Administrators assign Power Platform security roles and permissions identically for canvas apps, model-driven apps, and shared apps.	<input type="radio"/>	<input type="radio"/>
You must publish both personal and system views before a user may consume them.	<input type="radio"/>	<input type="radio"/>

Answer:

Answer Area

Statements	Yes	No
Sharing a model-driven app and sharing a canvas app both send an email with the link to the app to the users.	<input type="radio"/>	<input checked="" type="radio"/>
Administrators assign Power Platform security roles and permissions identically for canvas apps, model-driven apps, and shared apps.	<input checked="" type="radio"/>	<input type="radio"/>
You must publish both personal and system views before a user may consume them.	<input type="radio"/>	<input checked="" type="radio"/>

Explanation:

1.No

- <https://learn.microsoft.com/en-us/power-apps/maker/model-driven-apps/share-model-driven-app> - Unlike sharing canvas apps, sharing model-driven apps doesn't currently send an email with a link to the app.

2. Yes

3.No

<https://learn.microsoft.com/en-us/power-apps/maker/model-driven-apps/create-edit-views#personal-views> - Personal Views are not published. They are only saved as it is created by Users for their own consumption. They can save it and share it but they are not published.

Question: 242

CertyIQ

You test a business process flow in a sandbox environment.

When you complete testing, you must copy the business process flow to a production environment without bringing any data or other modifications with it.

You must meet the requirements.

What should you do?

- A.Export the default solution.
- B.Create a view and export the view.
- C.Add the business process flow to a separate solution. Export the solution.
- D.Export the form that contains the business process flow to a separate solution.

Answer: C

Explanation:

C is the correct answer as we should not move any other components

Question: 243

CertyIQ

You create a Power Apps app and Power Automate flow.

You need to combine multiple types of field values into a single string value and format the string.

What should you use?

- A.condition
- B.switch
- C.environment variable
- D.expression

Answer: D

Explanation:

correct Answer is D Options A and B, condition and switch, are used to evaluate conditions and perform different actions based on the result. They are not used for concatenating or formatting strings.Option C, environment variable, is a way to store and retrieve data that can be used across different Power Apps and Power Automate components. It is not relevant to concatenating or formatting strings.

Question: 244

CertyIQ

DRAG DROP

-

A customer service department uses Microsoft Dynamics 365 Customer Service to manage repair requests. The repair team tracks their efforts using a Microsoft SharePoint list.

The company must use Microsoft Power Platform to connect the repair team with the Dynamics 365 Customer Service solution.

The solution must meet the following requirements:

Requirement Number	Requirement
Requirement 1	From a custom page in the Dynamics 365 interface, allow the customer service team to input a repair number, view the details of the corresponding SharePoint list item, and add notes for the repair team.
Requirement 2	Create a report that visualizes real-time customer service information that the repair team can access online and use to create dashboards.
Requirement 3	Automatically send a Microsoft Teams message to a customer service agent and an email to the customer when a repair team member completes a repair.

You need to implement the appropriate technologies to meet the requirements.

Which technologies should you use? To answer, drag the appropriate technologies to the correct scenarios. Each technology may be used once, more than once, or not at all. You may need to drag the split bar between panes or scroll to view content.

NOTE: Each correct selection is worth one point.

Technologies	Answer Area	
	Scenario	Technology
Microsoft Power BI	Requirement1	
Canvas app	Requirement2	
Microsoft Power Automate	Requirement3	
Microsoft Power Virtual Agents chatbot		

Answer:

Answer Area	
Scenario	Technology
Requirement1	Canvas app
Requirement2	Microsoft Power BI
Requirement3	Microsoft Power Automate

Explanation:

canvas app, power bi, power automate

Question: 245

HOTSPOT
-

You receive a copy of a Power Automate cloud flow from a colleague.

For each of the following statements, select Yes if the statement is true. Otherwise, select No.

NOTE: Each correct selection is worth one point.

Statement**Yes****No**

You can create a new flow that is a copy of the original flow.

☐☐

You can modify the original flow.

☐☐**Answer:****Statement****Yes****No**

You can create a new flow that is a copy of the original flow.

☒☐

You can modify the original flow.

☐☒**Explanation:**

Yes, you can create a new flow that is a copy of the original flow by selecting the 'Save As' option. Yes, you can modify the original flow as long as you have the appropriate permissions and access to the flow. but, assuming you don't have the permissions, #2 is no

Question: 246**CertyIQ**

The front desk of a hotel uses a model-driven app to check in guests.

The hotel wants to create a canvas app for the housekeeping staff to manage cleaning supplies. The canvas app will connect to a new instance of Microsoft Dataverse.

You need to create a new environment for the housekeeping staff.

What should you use?

- A. Microsoft 365 admin center
- B. Microsoft Power Platform admin center
- C. Power Apps maker portal
- D. Microsoft Azure portal

Answer: B**Explanation:**

B. You can view and manage your environments on the Environments page in the Power Platform admin center. <https://learn.microsoft.com/en-us/power-platform/admin/environments-overview>

Question: 247

A company uses a model-driven app to record customers' dietary preferences.

You need to change the order of the columns in a personal view that you created on the Contact table.

Where should you change the order?

- A. Power Apps Studio
- B. App designer
- C. Model-driven app
- D. Microsoft Power Platform admin center

Answer: B

Explanation:

B. App designer Views can be developed through the table designer or the app designer.

Reference:

<https://learn.microsoft.com/en-us/power-apps/maker/model-driven-apps/create-edit-views>
<https://learn.microsoft.com/en-us/power-apps/maker/model-driven-apps/create-edit-views-app-designer>

Question: 248

DRAG DROP

-

A manufacturing company is building a model-driven app to manage its warehouse. The app has two custom tables: Order and Batch.

You need to identify the appropriate component for each required function of the app.

Which component should you choose for each function? To answer, drag the appropriate components to the correct functions. Each component may be used once, more than once, or not at all. You may need to drag the split bar between panes or scroll to view content.

NOTE: Each correct selection is worth one point.

Components

- Business process flow
- Dashboard
- Business rule
- View

Answer Area**Function**

- Display a set of charts visualizing the order and batch data at the same time.
- Guide users through the standard process of picking and shipping an order.
- Show a list of all orders and allow users to reorder the columns.
- Make the shelf number mandatory on a form when a user records the aisle location of a batch.

Component

- Component
- Component
- Component
- Component

Answer:

Answer Area**Function**

Display a set of charts visualizing the order and batch data at the same time.

Guide users through the standard process of picking and shipping an order.

Show a list of all orders and allow users to reorder the columns.

Make the shelf number mandatory on a form when a user records the aisle location of a batch.

Component**Explanation:**

Dashboard.

Business process flow.

View.

Business rule.

Question: 249**CertyIQ**

DRAG DROP

-

Match each type of Power Apps app to its capability.

To answer, drag the appropriate app type from the column on the left to its capability on the right. Each app type may be used once, more than once, or not at all.

NOTE: Each correct match is worth one point.

App types**Answer Area****Capability**

Enables fully customizable layout, design, and color scheme

Connects to multiple data sources

Uses business process flows to guide users through a data entry process

Scans barcodes

App type**Answer:**

Answer Area

Capability

Enables fully customizable layout, design, and color scheme

Connects to multiple data sources

Uses business process flows to guide users through a data entry process

Scans barcodes

App type

Canvas app

Canvas app

Model-driven app

Canvas app

Explanation:

1. Canvas app.
2. Canvas app.
3. Model driven app.
4. Canvas app.

Reference:

[https://learn.microsoft.com/en-us/power-apps/maker/canvas-apps/add-data-connection#add-data-](https://learn.microsoft.com/en-us/power-apps/maker/canvas-apps/add-data-connection#add-data-connection)

<https://learn.microsoft.com/en-us/power-apps/maker/canvas-apps/working-with-data-sources>

Question: 250

CertyIQ

A company uses a Power Apps canvas app to enter information. The canvas app uses a Microsoft SharePoint list to store information.

A user manually copies the information to a Microsoft Dataverse instance.

You must automate the manual process.

You need to create a solution to meet the requirement.

What should you do?

- A. Create a Power Apps Component Framework (PCF) control for the OnLoad events.
- B. Create a business process flow that calls a Power Automate desktop flow.
- C. Create a Power Apps Component Framework (PCF) control for the OnSave event.
- D. Create a Power Automate cloud flow with no connectors.
- E. Create a Power Automate cloud flow with a connector to email.

Answer: E

Explanation:

1. Here are the steps on how to create the flow: Create a new Power Automate cloud flow. Add a trigger that fires when a new record is created in the SharePoint list. Add an action to copy the information from the SharePoint list record to a Dataverse record. Save and publish the flow. The flow will now automatically copy the information from the SharePoint list to Dataverse whenever a new record is created in the list.

2. E. Todos los destinos están en la nube, y se necesita un email para conectar a SharePoint

Question: 251**CertyIQ**

An airline company wants to use Power Apps to manage its lost luggage desk.

You need to determine whether the company should build a canvas app or a model-driven app.

Which two questions should you ask to determine which type of app the company should use? Each correct answer presents part of the solution.

NOTE: Each correct selection is worth one point.

- A.Which data sources will be used?
- B.Which Microsoft Azure Active Directory (Azure AD) users or groups will use the app?
- C.Will the app be used with mobile or tablet devices?
- D.Does the app need to use a specific layout?
- E.Will the app builders have coding skills?

Answer: AD**Explanation:**

A-This is an important question because canvas apps and model-driven apps have different ways of connecting to data.

D- This is another important question because canvas apps and model-driven apps have different levels of control over the user interface. Canvas apps start with a blank screen, like an artist's canvas, and the app creator manually lays out each screen and element. If you want to create a custom and tailored user interface, you may prefer a canvas app. If you want to create a data-driven and standardized user interface, you may prefer a model-driven app.

Question: 252**CertyIQ**

HOTSPOT

-

You create a model-driven app. You need to determine which customizations can be made to table forms.

Instructions: For each of the following statements, select Yes if the statement is true. Otherwise, select No.

NOTE: Each correct selection is worth one point.

Answer Area

Statements	Yes	No
A form can be made visible only to users who have been assigned a specific security role.	<input type="radio"/>	<input type="radio"/>
The label of a column on a form can be different than the column display name.	<input type="radio"/>	<input type="radio"/>
You can edit the system view named Quick Find to change the title and subtitle displayed for records in a look-up column.	<input type="radio"/>	<input type="radio"/>

Answer:

Answer Area

Statements	Yes	No
A form can be made visible only to users who have been assigned a specific security role.	<input checked="" type="radio"/>	<input type="radio"/>
The label of a column on a form can be different than the column display name.	<input checked="" type="radio"/>	<input type="radio"/>
You can edit the system view named Quick Find to change the title and subtitle displayed for records in a look-up column.	<input type="radio"/>	<input checked="" type="radio"/>

Explanation:

Yes

Yes

No

Question: 253

CertyIQ

DRAG DROP

-

A company uses a model-driven app to manage customer data.

The company requires updates to the account table main form. The updates must be made within the app.

You need to make the required updates.

Which changes should you make to meet each requirement? To answer, drag the appropriate changes to the correct requirements. Each change may be used once, more than once, or not at all. You may need to drag the split bar between panes or scroll to view content.

NOTE: Each correct selection is worth one point.

Changes

Create a new column.

Edit the existing column.

Answer Area

Requirement

Require the city to be selected from a drop-down instead of entered as text.

Restrict the maximum number of characters of the Postal code column to 4.

Remove the time component from the Last on hold time datetime column.

Change

Change

Change

Change

Answer:

Answer Area

Requirement

Require the city to be selected from a drop-down instead of entered as text.

Restrict the maximum number of characters of the Postal code column to 4.

Remove the time component from the Last on hold time datetime column.

Change

Edit the existing column.

Create a new column.

Create a new column.

Explanation:

Edit the existing column.

Create a new column.

create a new column.

Question: 254

CertyIQ

DRAG DROP

-

A company implements Microsoft Power Apps on the Microsoft Power Platform.

Sales team members must take photos of their travel expense receipts and enter basic information about purchases.

The accounting team must be able to view and update records in a shared Microsoft Excel document on mobile devices.

You need to select the type of Power Apps app for each scenario.

Which type of app should you use? To answer, drag the appropriate apps to the correct scenarios. Each app may be used once, more than once, or not at all. You may need to drag the split bar between panes or scroll to view content.

NOTE: Each correct selection is worth one point.

Apps

Canvas app

Model-driven app

Answer Area

Scenario

Sales team

Accounting team

App

App

App

Answer:

Answer Area

Scenario

Sales team

Accounting team

App

Model-driven app

Canvas app

Explanation:

Model driven app

Canvas app

Question: 255

CertyIQ

A company creates canvas apps that use a data source from its sales team.

To meet company device policies, you must determine the available app formats the sales team can select when the sales team creates the canvas.

You need to determine the available app formats.

Which two app formats should you select? Each correct answer presents a complete solution.

NOTE: Each correct selection is worth one point.

- A.Android
- B.iOS
- C.Mobile
- D.Desktop
- E.Tablet

Answer: CE

Explanation:

C) Mobile: Canvas apps can be created for mobile devices. This format is suitable for users who need to

access the app on-the-go.

E) Tablet: Canvas apps can also be designed for tablets. This format provides a larger screen for users who need to work with more complex interfaces or data.

Question: 256

CertyIQ

A company is undergoing a digital transformation by using Microsoft Power Platform.

Departments in the company have the following requirements:

Department	Requirement
Customer service	Allow customers without Microsoft Power Platform licenses to create their own account and log customer service tickets themselves.
Facilities	Allow technicians to take photos of warehouse equipment with their mobile devices and record details about equipment condition.
Finance	Automatically copy details from invoices received in a shared mailbox into the finance system.
Marketing	Create a list of key words and phrases used by customers who provided feedback.

You need to determine which department can use a canvas app to meet its requirement.

For which department should you develop a canvas app?

- A.Facilities
- B.Finance
- C.Customer service
- D.Marketing

Answer: A

Explanation:

Facilities is correct answer.

Question: 257

CertyIQ

A user requests the removal of the Fax column from the following form in a model-driven app:

The screenshot shows the Power Apps 'Test App' interface. The left sidebar has a 'Customers' section with 'Accounts' selected. The main area displays the 'Alpine Ski House' account details. The 'ACCOUNT INFORMATION' section includes fields for Account Name, Phone, Fax, Website, Parent Account, and Ticker Symbol. The 'Timeline' panel on the right shows a note about a manager change. The top bar includes navigation icons and a 'Share' button.

Which form should you open in the app designer?

- A.Account
- B.Information
- C.Summary
- D.Alpine Ski House

Answer: B

Explanation:

1. Account is entity name.Information is the form to make the change from.

Question: 258

CertyIQ

A company uses a custom-built system to record financial data that runs on a manager's machine.

The system does not have an API. New customer details must be manually entered into the system by the manager from a central spreadsheet. The user interface of the system contains the complex business logic that is needed for the manual customer data entry process.

You need to ensure that new customer details can be entered into the system automatically by using Power Automate.

Which type of flow should you create?

- A.automated cloud
- B.business process
- C.desktop
- D.instant cloud

Answer: C

Explanation:

Based on the given scenario, the type of flow that should be created using Power Automate is:C.

DesktopSince the custom-built system runs on a manager's machine and does not have an API, the most appropriate type of flow to use is a Desktop flow. Desktop flows are designed to automate tasks on a local machine, interacting with desktop applications and performing actions similar to a user.In this case, the desktop flow can be configured to automate the process of entering new customer details into the custom-built system by interacting with the user interface and performing the necessary steps for data entry from the central spreadsheet.Therefore, option C (desktop) is the correct answer.

Question: 259

CertyIQ

HOTSPOT

-

A company uses a model-driven app to manage its sales process.

You are creating a Power Automate cloud flow that will send you a message in Microsoft Teams when a new order is recorded in Microsoft Dataverse.

How should you configure the flow? Select the answer that correctly completes the sentence.

Answer Area

To determine when the flow will start, you must select

▼

an action

a formula

a trigger

Answer:

Answer Area

To determine when the flow will start, you must select

▼

an action

a formula

a trigger

Explanation:

Correct answer is a trigger.

Question: 260

CertyIQ

A company uses Dynamics 365 Supply Chain Management.

When a sales order is created for one of the customers that a specific user manages, a Microsoft Outlook task must be created to remind the user to perform any follow up activities that are required.

You need to implement the functionality to create Outlook tasks.

Which feature should you use?

- A.Business Events
- B.Power Automate
- C.AI Builder
- D.Microsoft Dataverse
- E.Power BI

Answer: B

Explanation:

Correct answer is B:Power Automate.

Question: 261

CertyIQ

You build a custom AI Builder model and use it in Power Automate cloud flows.

Users report that they are not able to use the model in their flows.

You need to allow users to access the model in their flows.

Which action should you perform on the model?

- A.share
- B.edit
- C.publish
- D.train

Answer: A

Explanation:

1. To allow users to access the custom AI Builder model in their Power Automate cloud flows, you need to perform the following action on the model:A. ShareBy sharing the model, you give other users or individuals the necessary permissions to use the model in their flows. Sharing the model allows users to leverage the AI capabilities of the model within their own Power Automate cloud flows, enabling them to integrate the model's functionality into their automation processes.So, the correct answer is A. Share.

Question: 262

CertyIQ

A company is considering using Power Pages for its website.

You need to identify the capabilities of Power Pages.

What are two capabilities of Power Pages? Each correct answer presents a complete solution.

NOTE: Each correct selection is worth one point.

- A.Supporting multiple languages
- B.Providing low-code websites hosted as a service
- C.Supplying OData feeds
- D.Creating customized styling for each user

Answer: AB

Explanation:

A.Supporting multiple languages

B.Providing low-code websites hosted as a service

Question: 263

CertyIQ

DRAG DROP

-

You create a Power Pages site to share Microsoft Dataverse data with external customers.

Customers must be authenticated to view data.

You need to configure Power Pages.

Which component should you use for each requirement? To answer, drag the appropriate components to the correct requirements. Each component may be used once, more than once, or not at all. You may need to drag the split bar between panes or scroll to view content.

NOTE: Each correct selection is worth one point.

Components

Form
IFrame
List
Section

Answer Area

Requirement

Collect data from customers and store the data in a table.

Display multiple rows from a table.

Component

Answer:

Answer Area

Requirement

Collect data from customers and store the data in a table.

Display multiple rows from a table.

Component

Form
List

Explanation:

Form

List

Question: 264

CertyIQ

DRAG DROP

You need to deploy a Power Pages site by using a template.

Which three actions should you perform in sequence? To answer, move the appropriate actions from the list of actions to the answer area and arrange them in the correct order.

Actions

Answer Area

Enter a name and web address.

Select a Microsoft Dataverse environment.

Create a connection to Microsoft Dataverse.

Publish the site.

Choose a template.



Answer:

Answer Area

Select a Microsoft Dataverse environment.

Choose a template.

Enter a name and web address.

Explanation:

1. Select a Microsoft Dataverse environment
2. Choose a template
3. Enter a name and web address

Reference:

<https://learn.microsoft.com/en-us/power-pages/getting-started/create-manage>

Question: 265

CertyIQ

A company requires a Power Pages site that uses one of the site design templates provided with Power Pages to build its website on.

You need to deploy the site.

Which three pages will be included in the site? Each correct answer presents part of the solution.

NOTE: Each correct selection is worth one point.

- A. Forums
- B. Home page
- C. Summary
- D. Search results
- E. Contact us

Answer: BDE

Explanation:

B. Home page.

D. Search results

E. Contact us

Reference:

<https://learn.microsoft.com/en-us/power-pages/templates/starter-layout>

Question: 266

CertyIQ

A company uses Microsoft Power Platform to monitor social media.

You create a Power Automate cloud flow to process social media messages that positively mention the company and its products.

You need to choose a connector to perform sentiment analysis on the social media messages.

Which two connectors can you use in the flow? Each correct answer presents a complete solution.

NOTE: Each correct selection is worth one point.

A. Azure Communication Services Chat

B. Language - Question Answering

C. AI Builder

D. Azure Application Insights

E. Azure Cognitive Service for Language

Answer: CE

Explanation:

C. AI Builder <https://learn.microsoft.com/en-us/ai-builder/flow-sentiment-analysis#use-sentiment-analysis-to-analyze-incoming-dynamics-365-emails> E. Azure Cognitive Service for Language previously known as 'Text Analytics' connector detects language, sentiment and more of the text you provide. <https://learn.microsoft.com/en-us/connectors/cognitiveservicestextanalytics/>

Question: 267

CertyIQ

DRAG DROP

-

You are planning to deploy Power Pages websites.

You need to choose the appropriate type of template for each requirement for the websites.

Which types of templates should you use? To answer, drag the appropriate templates to the correct requirements. Each template may be used once, more than once, or not at all. You may need to drag the split bar between panes or scroll to view content.

NOTE: Each correct selection is worth one point.

Templates**Answer Area****Requirement**

Provide building blocks for the site.

Create a site that allows users to submit applications online.

Create a site for Microsoft Dynamics 365 customers to access knowledge and support resources.

Create a site with a single home page.

Template**Answer:****Answer Area****Requirement**

Provide building blocks for the site.

Create a site that allows users to submit applications online.

Create a site for Microsoft Dynamics 365 customers to access knowledge and support resources.

Create a site with a single home page.

Template**Explanation:**

1. Site Design

<https://learn.microsoft.com/en-us/training/modules/power-pages-templates/introduction>

2.scenario-based

<https://learn.microsoft.com/en-us/training/modules/power-pages-templates/scenario>

3.Customer self-service

<https://learn.microsoft.com/en-us/training/modules/power-pages-templates/dynamics-365>

4.Blank page

template create a completely custom website using our blank page template. This template includes a home page with a header, footer, and a single section.<https://learn.microsoft.com/en-us/power-pages/templates/>

Question: 268**CertyIQ**

A company is considering using Power Pages for its website.

You need to determine whether the use cases for Power Pages meet the company's requirements.

What is a use case for Power Pages?

- A.Sharing data with customers
- B.Building mobile apps for iOS
- C.Performing repetitive tasks

Answer: A

Explanation:

Sharing data with customers

Question: 269

CertyIQ

DRAG DROP

You are managing a custom model through its lifecycle in AI Builder.

You need to determine the earliest status the model should be in to perform actions.

What is the earliest status required for each action? To answer, drag the appropriate statuses to the correct actions. Each status may be used once, more than once, or not at all. You may need to drag the split bar between panes or scroll to view content.

NOTE: Each correct selection is worth one point.

Statuses

Draft

Published

Trained

Answer Area

Action

Test the performance of the model.

Use the model in Power Apps and Power Automate.

Build the model and add data.

Status

Answer:

Answer Area

Action

Test the performance of the model.

Use the model in Power Apps and Power Automate.

Build the model and add data.

Status

Trained

Published

Draft

Explanation:

<https://learn.microsoft.com/en-us/ai-builder/train-model>

Question: 270

CertyIQ

A company stores its customer warranty information in Microsoft Dataverse.

Authenticated and authorized customers must be able to access their own warranty information without requiring a user-assigned Microsoft Power Platform license.

You need to share warranty information with these customers.

What should you use?

- A.Power BI report
- B.Model-driven app
- C.Power Pages site
- D.Canvas app

Answer: C

Explanation:

C - Based on the requirements mentioned in the question, the best option would be to use a Power Pages site, as it allows authenticated and authorized customers to access their warranty information without requiring a user-assigned Microsoft Power Platform license.

Question: 271

CertyIQ

A company is considering using AI Builder to gain insights into its data.

You need to determine whether the use cases for AI Builder meet the company's requirements.

What are three use cases for AI Builder? Each correct answer presents a complete solution.

NOTE: Each correct selection is worth one point.

- A.Prediction
- B.Object detection
- C.Anomaly detection
- D.Conversational language understanding
- E.Category classification

Answer: ABE

Explanation:

- A. Prediction
- B. Object detection
- E.Category classification

Question: 272

CertyIQ

You are creating a self-service solution to handle incoming sales support calls.

The solution must detect the caller's location and translate any information the caller provides from the caller's native language to English.

Which two components should you use? Each correct answer presents part of the solution.

NOTE: Each correct selection is worth one point.

- A.Power Virtual Agents
- B.Microsoft Azure Cognitive Services
- C.AI Builder Language Detection Model
- D.Microsoft Dynamics 365 Remote Assist for mobile

Answer: BC

Explanation:

- B. Microsoft Azure Cognitive Services
- C.AI Builder Language Detection Model

Question: 273

CertyIQ

HOTSPOT

You build solutions based on Microsoft Power Platform.

You want to generate predictions in Power Automate cloud flows by using machine learning (ML) models.

You need to choose how to build and train the ML models to perform predictions.

Select the answer that correctly completes the sentence.

Answer Area

Building and training no-code ML models for use with Microsoft Power Platform flows is performed by using

▼

AI Builder

Azure Cognitive Services

Azure Machine Learning

Azure Cognitive Search

Answer:

Answer Area

Building and training no-code ML models for use with Microsoft Power Platform flows is performed by using

AI Builder

Azure Cognitive Services

Azure Machine Learning

Azure Cognitive Search

Explanation:

Reference:

<https://learn.microsoft.com/en-us/ai-builder/prediction-overview>

Question: 274

CertyIQ

HOTSPOT

-

A company uses a cloud app built by the IT department. The app has a publicly available API to manage employee availability.

You are creating an automated flow by using Power Automate that will send an email to an employee's manager when that employee is recorded as sick in the app.

You need to choose the appropriate type of connector for the flow.

Select the answer that correctly completes the sentence.

Answer Area

Use a connector to trigger the Power Automate cloud flow.

custom
premium
standard

Answer:

Answer Area

Use a connector to trigger the Power Automate cloud flow.

custom
premium
standard

Explanation:

Correct answer is custom.

Question: 275**CertyIQ**

DRAG DROP

-

A company uses Power BI.

The company wants to use AI Insights in Power BI to make data-driven decisions.

You need to select the appropriate insight type for each requirement.

Which insight types should you select? To answer, drag the appropriate insight types to the correct requirements. Each insight type may be used once, more than once, or not at all. You may need to drag the split bar between panes or scroll to view content.

NOTE: Each correct selection is worth one point.

Insight types

Anomalies
Key Performance Indicator (KPI) analysis
Trends

Answer Area**Requirement**

Evaluate the current value against a defined target.

Identify data that is outside the boundary of normally expected values.

Find patterns in time-series data.

Insight type**Answer:****Answer Area****Requirement**

Evaluate the current value against a defined target.

Identify data that is outside the boundary of normally expected values.

Find patterns in time-series data.

Insight type

Key Performance Indicator (KPI) analysis

Anomalies

Trends

Explanation:

Key performance indicator (KPI) analysis.

Anomalies.

Trends.

Question: 276**CertyIQ**

You create a canvas app by using the option labeled Start from data. You connect a spreadsheet that contains customer records. The customer records are displayed in a list on a screen labeled Browse.

You need to modify a property of the control on the screen.

Which control should you modify?

- A.Display form
- B.Icon
- C.Search
- D.Gallery

Answer: D

Explanation:

D - Gallery to display as a list (collection) of records. Display form would show you specific details of that item when selected.

Question: 277

CertyIQ

HOTSPOT
-

Instructions: For each of the following statements, select Yes if the statement is true. Otherwise, select No.

NOTE: Each correct selection is worth one point.

Answer Area

	Yes	No
The date and time are the triggers for a scheduled cloud flow.	<input type="radio"/>	<input type="radio"/>
Cloud flows must be exported to a Microsoft Excel file to copy them to another environment.	<input type="radio"/>	<input type="radio"/>
Users must create desktop flows to share them without being an administrator.	<input type="radio"/>	<input type="radio"/>

Answer:

Answer Area

	Yes	No
The date and time are the triggers for a scheduled cloud flow.	<input checked="" type="radio"/>	<input type="radio"/>
Cloud flows must be exported to a Microsoft Excel file to copy them to another environment.	<input type="radio"/>	<input checked="" type="radio"/>
Users must create desktop flows to share them without being an administrator.	<input type="radio"/>	<input checked="" type="radio"/>

Explanation:

yes

No

No

Question: 278

CertyIQ

HOTSPOT

-

A company uses Microsoft Dataverse to manage business data.

You need to import data into Dataverse from other data sources by using dataflow.

For each of the following statements, select Yes if the statement is true. Otherwise, select No.

NOTE: Each correct selection is worth one point.

Answer Area

Statements	Yes	No
You can access data sources in a dataflow by using the connectors that are used with Power Automate.	<input type="radio"/>	<input type="radio"/>
You can use Power Query to shape and transform the data in a dataflow.	<input type="radio"/>	<input type="radio"/>
You can run dataflows on a schedule to refresh the data in Dataverse.	<input type="radio"/>	<input type="radio"/>

Answer:

Answer Area

Statements	Yes	No
You can access data sources in a dataflow by using the connectors that are used with Power Automate.	<input checked="" type="radio"/>	<input type="radio"/>
You can use Power Query to shape and transform the data in a dataflow.	<input checked="" type="radio"/>	<input type="radio"/>
You can run dataflows on a schedule to refresh the data in Dataverse.	<input checked="" type="radio"/>	<input type="radio"/>

Explanation:

yes

yes

yes

Question: 279

HOTSPOT

-

A company is building a Power Virtual Agents chatbot to assist employees.

You need to select the features the bot will use when employees request time off.

Which features should you select? To answer, select the appropriate options in the answer area.

NOTE: Each correct selection is worth one point.

Answer Area

Step

An employee opens the conversation by saying. "I need to take time off."

The chatbot requests the employee's location.

The chatbot recognizes the name of the city the employee provides.

The chatbot creates the time off request in the human resources system.

Feature

Action
Entity
Trigger phrase

Action
Show a message node
Trigger phrase

Entity
Show a message node
Trigger phrase

Action
Entity
Show a message node

Answer:

Answer Area

Step

An employee opens the conversation by saying. "I need to take time off ."

The chatbot requests the employee's location.

The chatbot recognizes the name of the city the employee provides.

The chatbot creates the time off request in the human resources system.

Feature

Action
Entity
Trigger phrase

Action
Show a message node
Trigger phrase

Entity
Show a message node
Trigger phrase

Action
Entity
Show a message node

Explanation:

Trigger phrase

show a message node

Entity

Action

Question: 280

CertyIQ

A company uses Microsoft Power Platform.

An administrator creates a new data loss prevention (DLP) policy.

You need to identify the Microsoft Power Platform components that must be updated to comply with the policy.

Which two types of components should you identify? Each correct answer presents a complete solution.

NOTE: Each correct selection is worth one point.

- A.Power Automate cloud flows
- B.Canvas apps
- C.Power BI reports
- D.Model-driven apps
- E.Power Pages websites

Answer: AB

Explanation:

A.Power Automate cloud flows

B.Canvas apps

Question: 281**CertyIQ**

HOTSPOT

-

For each of the following statements, select Yes if the statement is true. Otherwise, select No.

NOTE: Each correct selection is worth one point.

Answer Area

Statement	Yes	No
You can trigger a Power Automate flow when you upload a Microsoft Excel or Word file to a SharePoint site.	<input type="radio"/>	<input type="radio"/>
You can use a Power Automate desktop flow to open a cloud-based application and perform an action that creates a file.	<input type="radio"/>	<input type="radio"/>
You can use a connector in a Power Automate cloud flow to insert data into a Power Apps app data source from a third-party data source.	<input type="radio"/>	<input type="radio"/>

Answer:**Answer Area**

Statement	Yes	No
You can trigger a Power Automate flow when you upload a Microsoft Excel or Word file to a SharePoint site.	<input checked="" type="radio"/>	<input type="radio"/>
You can use a Power Automate desktop flow to open a cloud-based application and perform an action that creates a file.	<input type="radio"/>	<input checked="" type="radio"/>
You can use a connector in a Power Automate cloud flow to insert data into a Power Apps app data source from a third-party data source.	<input checked="" type="radio"/>	<input type="radio"/>

Explanation:

Yes

No

Yes

Question: 282**CertyIQ**

HOTSPOT

-

A company uses Microsoft Power Platform to connect to multiple data sources and manage business data.

The low-code components in Microsoft Power Platform must be able to create and update data in these data sources.

You need to access the required data by using Microsoft Power Platform components.

Which component should you use for each requirement? To answer, select the appropriate options in the answer area.

NOTE: Each correct selection is worth one point.

Answer Area

Requirement

Update data in an API hosted in Azure.

Component

Custom connector
Microsoft Dataverse
Power Query

Update files in SharePoint document library folders.

Microsoft Teams connector
Microsoft Dataverse
Power Query
Standard connector

Ingest and transform data into Microsoft Dataverse by using dataflows.

Microsoft Dataverse
Power Query
Standard connector

Answer:

Answer Area

Requirement

Update data in an API hosted in Azure.

Update files in SharePoint document library folders.

Ingest and transform data into Microsoft Dataverse by using dataflows.

Component

▼
Custom connector
Microsoft Dataverse
Power Query

▼
Microsoft Teams connector
Microsoft Dataverse
Power Query
Standard connector

▼
Microsoft Dataverse
Power Query
Standard connector

Question: 283

CertyIQ

A hotel develops a housekeeping checklist for its housekeeping staff to use when they finish cleaning a room.

The housekeeping staff must be able to use their mobile device to add a check mark for each completed task and take a picture of the prepared bed.

The results of the checklist for each room must be stored in a SharePoint list.

You need to select the Microsoft Power Platform component that fulfills the requirement.

Which component should you select?

- A.Power Pages site
- B.Power Virtual Agents chatbot
- C.Power BI report
- D.Model-driven app
- E.Canvas app

Answer: D

Explanation:

Correct answer is D:Model-driven app.

Question: 284

CertyIQ

HOTSPOT

-

Your company has created a Power Virtual Agents chatbot to assist employees with common questions such as checking their vacation balances, office opening hours, and travel expense policies.

For each of the following statements, select Yes if the statement is true. Otherwise, select No.

NOTE: Each correct selection is worth one point.

Power Virtual Agents capabilities

Statements	Yes	No
To retrieve the user’s vacation balance, the bot can use an action.	<input type="radio"/>	<input type="radio"/>
Topics are components the bot can recognize in user dialog, such as the name of a particular office.	<input type="radio"/>	<input type="radio"/>
A user needs to enter an exact trigger phrase for the bot to respond with appropriate information.	<input type="radio"/>	<input type="radio"/>

Answer:

Power Virtual Agents capabilities

Statements	Yes	No
To retrieve the user’s vacation balance, the bot can use an action.	<input checked="" type="radio"/>	<input type="radio"/>
Topics are components the bot can recognize in user dialog, such as the name of a particular office.	<input checked="" type="radio"/>	<input type="radio"/>
A user needs to enter an exact trigger phrase for the bot to respond with appropriate information.	<input type="radio"/>	<input checked="" type="radio"/>

Explanation:

- Yes
- Yes
- No

Question: 285

CertyIQ

DRAG DROP
-

A company uses Power Automate.

The company wants to automate a user’s data entry into an older Windows application on the user's local computer.


You need to configure the automation to meet the following requirements:

- Automatically capture the user's data entry actions.
- Enable the user to specify the values to be entered when the automation is run on the computer.

Which three actions should you manually perform in sequence? To answer, move the appropriate actions from the list of actions to the answer area and arrange them in the correct order.

Actions

- Record tasks.
- Add input variables.
- Create a new desktop flow.
- Add flow variables.
- Create a new cloud flow.



Answer area

-
-
-



Answer:

Answer area

- Create a new desktop flow.
- Record tasks.
- Add input variables.

Explanation:

- Create a new desktop flow.
- Record tasks.
- Add input variables.

Question: 286

CertyIQ

DRAG DROP

A company uses Microsoft Power Apps and Microsoft Azure to modernize its mobile workforce.

The company needs to identify solutions for three use cases:

- An app to audit retail store displays with a tablet-specific layout for its unique screen dimensions

- An app to create sales orders that uses business process flows
- An app to display product information that uses data from a Microsoft Dataverse instance, Microsoft Excel, and Microsoft SharePoint

You need to identify the correct app types to use.

Which apps should you use? To answer, drag the appropriate app types to the correct apps. Each app type may be used once, more than once, or not at all. You may need to drag the split bar between panes or scroll to view content.

NOTE: Each correct selection is worth one point.

App types

Logic

Model-driven

Canvas

Answer Area

App

- App to audit retail store displays
- App to create sales orders
- App to display product information

App type

App types

App types

App types

Answer:

Answer Area

App

- App to audit retail store displays
- App to create sales orders
- App to display product information

App type

Canvas

Logic

Model-driven

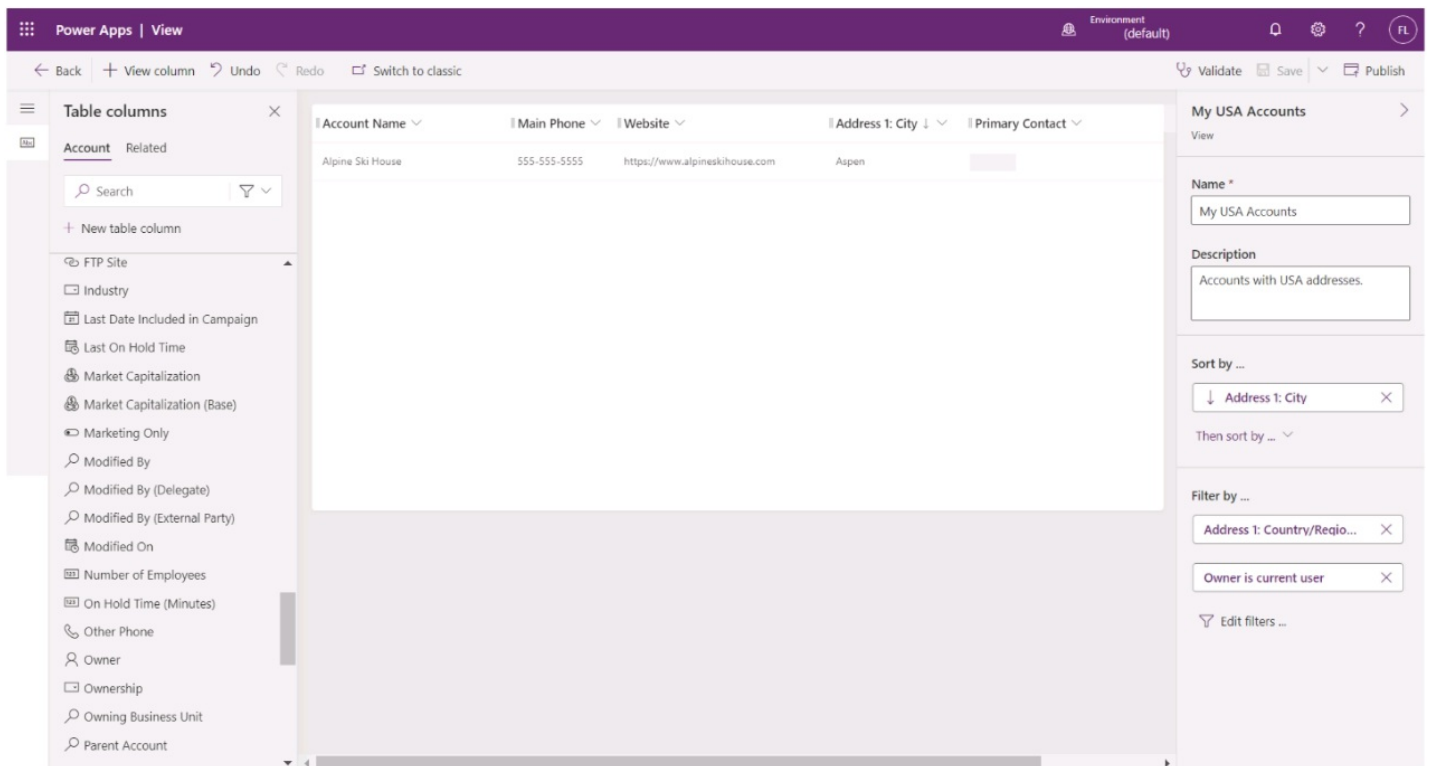
Explanation:

- Canvas
- Logic
- Model-driven

Question: 287

HOTSPOT

-
You save and publish the following view in the view designer:



For each of the following statements, select Yes if the statement is true. Otherwise, select No.

NOTE: Each correct selection is worth one point.

Answer Area

Statements

- When you create a new account in the city of Boston, it will be shown as the second row.
- All users will see the same number of rows in this view.
- To switch to this view, users should choose Accounts with USA addresses from the dropdown list.

Yes

No

☐
☐
☐
☐
☐
☐

Answer:

Answer Area

Statements

- When you create a new account in the city of Boston, it will be shown as the second row.
- All users will see the same number of rows in this view.
- To switch to this view, users should choose Accounts with USA addresses from the dropdown list.

Yes

No

☒
☐
☐
☒
☐
☒

Explanation:

- 1.Yes – Because the view is sorted by Country/Region and Boston is in the USA.
- 2.No – Because the view is sorted by ‘Owner is current user’.
- 3.No– Because the view is titled ‘My USA Accounts’.

Question: 288

CertyIQ

DRAG DROP

-

A customer service manager runs a call center and support portal for customers seeking assistance.

The customer service manager learns customers are unhappy with support by reading reviews online, which has become a time-consuming task.

The customer service manager has the following requirements:

- Any negative reviews are automatically identified.
- Any negative review should generate an email notification to the customer service manager.

You need to identify the components to create a solution.

What should you identify to meet the requirements? To answer, select the appropriate options in the answer area.

Solutions

Object detector

Text recognition

Power Automate

Sentiment analysis

Solutions

Requirement

Identify negative language within the text of a review.

Send an email notification.

Solution

Answer:

Solutions

Requirement

Identify negative language within the text of a review.

Send an email notification.

Solution

Sentiment analysis

Power Automate

Question: 289

CertyIQ

You are building a canvas app to allow users to record their expenses. The app also will support screen readers for users with visual impairments.

You have the following requirements:

- Use a tool that identifies potential issues.
- Use a tool that provides suggestions for modifying the app.

You need a tool that meets the requirements.

Which tool should you use?

- A.Flow Checker
- B.Microsoft Trust Center
- C.Microsoft Power Platform admin center
- D.Accessibility Checker

Answer: D

Explanation:

Correct answer is D:Accessibility Checker.

Question: 290

CertyIQ

Answer:

Question: 291

CertyIQ

Answer:

Question: 292

CertyIQ

DRAG DROP

-

A company has an upcoming seminar. The invitation will be sent to an existing customer base.

The event manager wants the customers to register and prepay from their mobile devices. The chief security officer requires any technology with payment data to be PCI compliant.

You need to identify the components of the solution.

What should you identify to meet the requirements? To answer, move the appropriate solutions to the correct requirements. You may use each solution once, more than once, or not at all. You may need to move the split bar between panes or scroll to view content.

NOTE: Each correct selection is worth one point.

Solutions	Requirement	Solution
Power Pages	Register and pay from mobile device.	
Power Automate	Support PCI-compliant creation of user interface for payment processing.	
Power Virtual Agents		

Answer:

Requirement	Solution
Register and pay from mobile device.	Power Pages
Support PCI-compliant creation of user interface for payment processing.	Power Pages

Explanation:

Register and pay from a mobile device.

Power Pages.

Power Pages is a Microsoft Power Platform component that enables users to create secure, responsive web pages.

It supports mobile-friendly web experiences, making it possible for users to register and complete payments on their mobile devices.

Support PCI-compliant creation of a user interface for payment processing.

Power Pages.

Power Pages can be used to create secure, PCI-compliant (Payment Card Industry Data Security Standard) user interfaces.

This ensures that payment processing adheres to security best practices, protecting sensitive financial information.

Question: 293

You develop a Copilot Studio copilot in a Microsoft Teams channel.

You need to identify the operations the copilot can perform.

Which action can the copilot perform?

- A.Trigger a request for approval from a senior manager for high-value expenses.

- B.Upload and process a PDF file.
- C.Transfer a chat to a live person if the copilot cannot answer the question.

Answer: C

Explanation:

C. Transfer a chat to a live person if the copilot cannot answer the question.

In Microsoft Copilot Studio, a copilot in a Microsoft Teams channel can be configured to escalate conversations to a live agent when it cannot resolve a query. This is a common feature in chatbot workflows where a bot recognizes its limitations and hands off the chat to a human for further assistance.

Question: 294

CertyIQ

HOTSPOT

-

A company uses the receipt processing model of AI Builder in a canvas app to process expenses.

For each of the following statements, select Yes if the statement is true. Otherwise, select No.

NOTE: Each correct selection is worth one point.

Answer Area

Statements	Yes	No
Receipt processing requires a photo taken by using the camera control in the canvas app.	<input type="radio"/>	<input type="radio"/>
Receipt processing can extract data from printed text on a receipt.	<input type="radio"/>	<input type="radio"/>
Receipt processing can extract data from handwritten text on a receipt.	<input type="radio"/>	<input type="radio"/>

Answer:

Answer Area

Statements	Yes	No
Receipt processing requires a photo taken by using the camera control in the canvas app.	<input type="radio"/>	<input checked="" type="radio"/>
Receipt processing can extract data from printed text on a receipt.	<input checked="" type="radio"/>	<input type="radio"/>
Receipt processing can extract data from handwritten text on a receipt.	<input checked="" type="radio"/>	<input type="radio"/>

Explanation:

Receipt processing requires a photo taken by using the camera control in the canvas app.

No

indicates that taking a photo using the camera control in the canvas app is not a strict requirement for receipt processing. This implies that users might have alternative ways to input receipt data, such as uploading existing images, manually entering information, or potentially using other input methods.

Receipt processing can extract data from printed text on a receipt.

Yes.

confirms that the receipt processing functionality is capable of extracting data from printed text on receipts. This is a common and expected feature in most receipt processing tools.

Receipt processing can extract data from handwritten text on a receipt.

Yes.

indicates that the receipt processing functionality has the capability to extract data even from handwritten text on receipts. This suggests the use of sophisticated handwriting recognition technology, which might not be present in all receipt processing solutions.

Question: 295

CertyIQ

You review a Power BI report about a company's sales data in Power BI.

You open an insight notification and observe that one of the company stores has a higher sales value than the target sales value in the previous quarter.

You need to identify the insight that is shown in the notification.

Which insight is used?

- A.key performance indicator (KPI) analysis
- B.significant anomaly
- C.trend reversal
- D.recent trend

Answer: B

Explanation:

B. Significant anomaly This insight highlights unusual or unexpected changes in the data, such as a deviation from established patterns, which might require further investigation or action.

Question: 296

CertyIQ

DRAG DROP

-

A company wants to use a model-driven app for its sales team.

The Sales manager wants to ensure each team member can modify their own views without affecting other views. The IT manager wants to ensure the view is updated for all users.

You need to identify the type of view for the model-driven app.

Which view type will meet the requirements? To answer, select the appropriate options in the answer area.

NOTE: Each correct selection is worth one point.

View Types

personal

public

system

Model-driven app views

Requirement

Sales manager

IT manager

View Type

Answer:

Model-driven app views

Requirement

Sales manager

IT manager

View Type

personal

public

Question: 297

DRAG DROP

A company is evaluating the use of Microsoft Power Automate to eliminate manual, repetitive tasks.

You need to recommend the appropriate type of Power Automate flow for each scenario.

Which type of Power Automate flow should you recommend? To answer, move the appropriate Power Automate flow types to the correct scenarios. You may use each scenario once, more than once, or not at all. You may need to move the split bar between panes or scroll to view content.

NOTE: Each correct selection is worth one point.

Power Automate flow types

Desktop flow

Instant cloud flow

Automated cloud flow

Power Automate flows

Scenario

On Monday mornings, browse to a local news website and log any weekend events.

When a staff member calls in sick, post a message in the office Microsoft Teams channel.

When the manager's mailbox receives an email with the subject Approval, send a Teams approval.

Power Automate flow type

Answer:

Power Automate flows

Scenario

On Monday mornings, browse to a local news website and log any weekend events.

When a staff member calls in sick, post a message in the office Microsoft Teams channel.

When the manager's mailbox receives an email with the subject Approval, send a Teams approval.

Power Automate flow type

Desktop flow

Instant cloud flow

Automated cloud flow

Question: 298

CertyIQ

A company uses Dataverse to store information about its products and stock levels.

The company requires a solution that allows existing customers and potential new customers to perform the following self-service actions:

- Locate information about available products.
- Register their information for marketing materials.
- Create their own orders.

You need to recommend a Microsoft Power Platform component that meets the requirements.

Which component should you recommend?

- A.Power BI
- B.Power Pages
- C.Canvas app
- D.Model-driven app

Answer: B

Explanation:

Power Pages is the ideal component for this scenario because it allows you to create external-facing websites where customers (both existing and new) can:Locate product information: Display product catalogs and stock

levels. Register for marketing materials: Include forms for capturing customer information. Create orders: Provide a self-service portal for order creation.

Question: 299

CertyIQ

HOTSPOT

-

An automobile manufacturer requires workers to collect information about car defects in a defect sheet. Submitted defect sheets must be reviewed by floor managers.

Historically, workers have left out key information from the defect sheets. The floor manager then must contact the worker who submitted the sheet to obtain the missing information.

The automobile manufacturer requires a process that ensures that the floor manager receives a fully completed defect sheet on initial submission.

You need to recommend a Microsoft Power Platform service that fulfills the manufacturer requirements.

Select the answer that correctly completes the sentence.

Microsoft Power Platform service solution

A digital version of the defect sheet with rules to ensure pre-submission completion can be created by using

- an AI Builder Model.
- a Power Apps app.
- a Power Automate cloud flow.
- a Power BI report.

Answer:

Microsoft Power Platform service solution

A digital version of the defect sheet with rules to ensure pre-submission completion can be created by using

- an AI Builder Model.
- a Power Apps app.
- a Power Automate cloud flow.
- a Power BI report.

Question: 300

DRAG DROP

A medical office has a model-driven app that uses Microsoft Dataverse.

You plan to create a screen that allows users to capture information about doctors. The screen must provide users the ability to enter or select the following information:

- a place to enter doctor profile data that is not part of the account table or the contact table
- a place to enter the doctor's specialty in the profile form
- a column for insurance with the ability to pick one of 10 different insurance companies

You need to store the captured data in Microsoft Dataverse.

What should you use to store the data? To answer, drag the appropriate components to the correct requirements. Each component may be used once, more than once, or not at all. You may need to drag the split bar between panes or scroll to view content.

NOTE: Each correct selection is worth one point.

Options

Table

Column

Choice

Row

Answer Area

Requirement	Option
Store additional doctor profile data.	Option
Store information about the doctor's specialty.	Option
Select an insurance company.	Option

Answer:

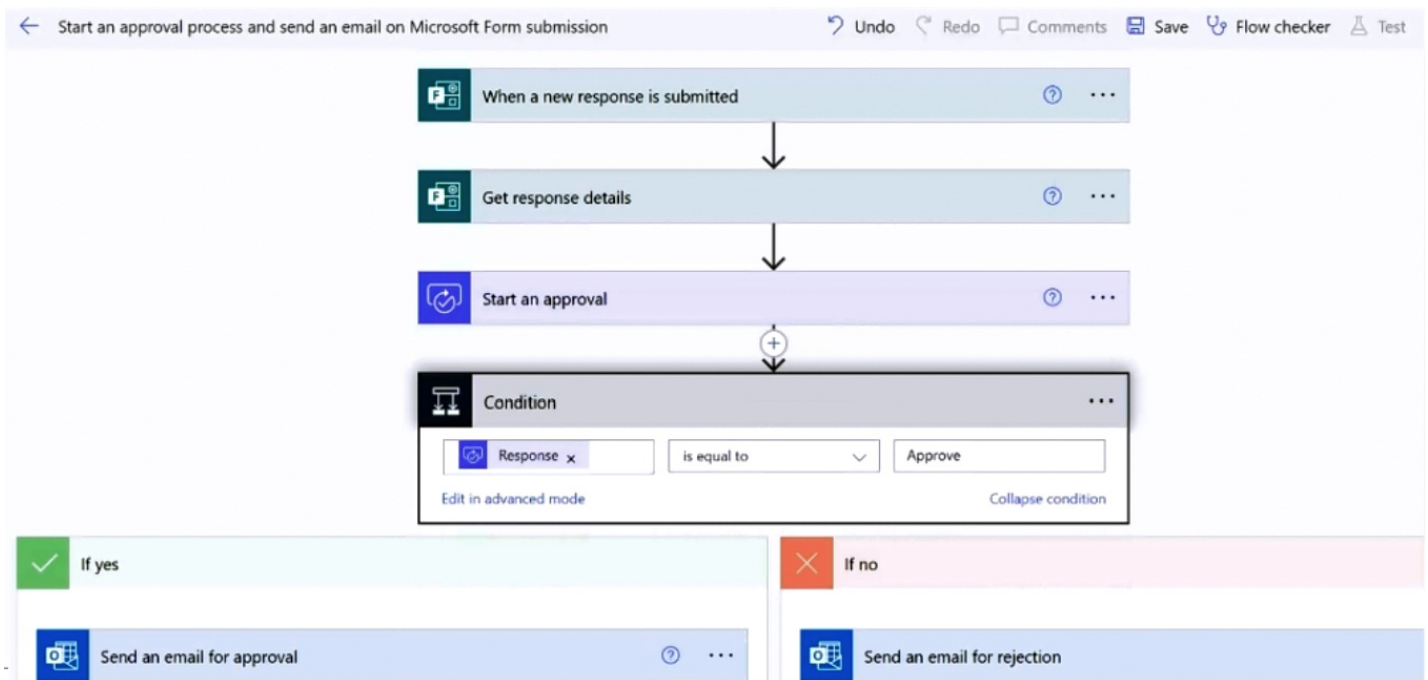
Answer Area

Requirement	Option
Store additional doctor profile data.	Table
Store information about the doctor's specialty.	Column
Select an insurance company.	Choice

Question: 301

HOTSPOT

You are editing the Power Automate cloud flow depicted in the following screenshot:



You need to perform a step analysis to determine how the flow uses its connectors and the connector components.

What is the result of the step analysis? To answer, select the appropriate options in the answer area.

NOTE: Each correct selection is worth one point.

Answer Area

Step analysis

Which step is a trigger?

Which step uses the same connector as Get response details?

Result

Get response details
Start an approval
Send an email for approval
When a new response is submitted

Start an approval
Send an email for approval
When a new response is submitted

Answer:

Answer Area

Step analysis

Which step is a trigger?

Which step uses the same connector as Get response details?

Result

Get response details
Start an approval
Send an email for approval
When a new response is submitted

Start an approval
Send an email for approval
When a new response is submitted

Explanation:

- 1) When a new response is submitted
- 2) When a new response is submitted

Question: 302

CertyIQ

DRAG DROP

A company is investigating Microsoft Power Platform capabilities.

Match each service to its capability. To answer, move the appropriate service from the column on the left to its capability on the right. You may use each service once, more than once, or not at all.

NOTE: Each correct match is worth one point.

Microsoft Power Platform service capabilities

Dataverse

Power Apps

Power Automate

Power Pages

Microsoft Power Platform service capabilities

Capability

Quickly create an app that can connect to multiple data sources.

Provision a scalable and highly secure data store.

Define common logic within the context of multiple apps.

Update a SharePoint list every weekday by using common logic.

Service

Answer:

Microsoft Power Platform service capabilities

Capability	Service
Quickly create an app that can connect to multiple data sources.	Power Apps
Provision a scalable and highly secure data store.	Dataverse
Define common logic within the context of multiple apps.	Power Automate
Update a SharePoint list every weekday by using common logic.	Power Pages

Explanation:

Power Apps: Enables rapid app development with connectivity to multiple data sources.

Dataverse: Provides a secure and scalable data storage solution.

Power Automate: Allows for the creation of automated workflows and common business logic across multiple apps.

Power pages.

Question: 303

CertyIQ

A company is implementing Microsoft Power Platform. The company currently stores data in a SQL Server database.

You need to explain the key benefits of Dataverse compared to SQL Server.

Which three benefits should you explain? Each correct answer presents part of the solution.

NOTE: Each correct selection is worth one point.

- A.Data schema changes can be made without any knowledge of code.
- B.Existing Dynamics 365 customer engagement apps integrate natively with Dataverse.
- C.Dataverse has multiple extensibility options within Microsoft Azure.
- D.Administrators can manage all aspects of the underlying platform.
- E.Dataverse can be hosted on different cloud providers to improve resiliency.

Answer: ABC

Explanation:

D. Administrators can manage all aspects of the underlying platform.While administrators can manage Dataverse, SQL Server also offers a significant level of control over the underlying database, and this option is not specific to Dataverse alone.E. Dataverse can be hosted on different cloud providers to improve resiliency.Dataverse is hosted on Microsoft's cloud infrastructure (Azure) and doesn't typically support deployment across multiple cloud providers. This benefit is more relevant to other types of applications or infrastructure solutions.

Question: 304

You are creating a Power Pages website for a company.

You create the pages and provide branding for the site. You now must make the site visible across the internet.

You need to select the tool to use to make the site available.

Which tool should you use?

- A.Design studio
- B.Visual Studio Code
- C.Portal management app
- D.Power Automate maker portal

Answer: C

Explanation:

C. Portal management appThe Portal management app is used to configure and manage settings related to Power Pages (formerly known as Power Apps Portals), including site visibility and publishing. It allows you to make the necessary adjustments to ensure your site is accessible to external users.

Question: 305

HOTSPOT

-

A company is assessing the capabilities of Dataverse.

For each of the following statements, select Yes if the statement is true. Otherwise, select No.

NOTE: Each correct selection is worth one point.

Dataverse capabilities

Statement	Yes	No
Dataverse can be hosted in the cloud and on-premises.	<input type="radio"/>	<input type="radio"/>
Dataverse includes a common schema of business objects by default.	<input type="radio"/>	<input type="radio"/>
Dataverse can support up to 8 TB of storage per instance.	<input type="radio"/>	<input type="radio"/>

Answer:

Dataverse capabilities

Statement

Dataverse can be hosted in the cloud and on-premises.

Yes

☐

No

☒

Dataverse includes a common schema of business objects by default.

☒☐

Dataverse can support up to 8 TB of storage per instance.

☒☐

Explanation:

Dataverse can be hosted in the cloud and on-premises.

No

indicates that Dataverse is primarily, or perhaps exclusively, a cloud-based service. This means that organizations using Dataverse rely on Microsoft's infrastructure for hosting and managing their data. Historically, there was an on-premises version called Dynamics 365 Customer Engagement (on-premises), but the direction has heavily shifted towards the cloud-based Dataverse.

Dataverse includes a common schema of business objects by default.

Yes

confirms that Dataverse does indeed include a common, out-of-the-box schema of business objects. This is a key feature that accelerates application development by providing a standardized data structure that many business applications can leverage.

Dataverse can support up to 8 TB of storage per instance.

Yes

indicates that, according to the information available to the person answering, a single Dataverse instance can support a maximum storage capacity of 8 terabytes (TB). It's important to note that storage limits for Dataverse can evolve, and actual entitlements might depend on licensing and other factors.

Question: 306

CertyIQ

DRAG DROP

-

You plan to implement a model-driven app for a company. Employees will use the app to manage appointments with customers.

The app must meet the following requirements:

- Allow employees to create lists of appointments that occur in the next two weeks.
- Display a pie chart of customer types and a bar chart of completed appointments by employee from the sitemap.
- Allow employees to access notes, emails, and other activities for a particular customer.
- Automatically hide the appointment address columns if an appointment is marked as online.

You need to identify the required components for the model-driven app.

Which components should you use? To answer, move the appropriate components to the correct requirements. You may use each component once, more than once, or not at all. You may need to move the split bar between panes or scroll to view content.

Components

Business rule

Dashboard

Form

View

Model-driven app components

Requirement

Create lists of appointments.

Display the visuals.

Allow access to notes, emails, and other activities.

Automatically hide the appointment address columns.

Component

Answer:

Model-driven app components

Requirement

Create lists of appointments.

Display the visuals.

Allow access to notes, emails, and other activities.

Automatically hide the appointment address columns.

Component

View

Form

Dashboard

Business rule

Question: 307

CertyIQ

A company is using Microsoft Power Platform services to enhance business productivity.

You need to identify the business productivity scenarios that Copilot can solve.

Which three benefits can Copilot provide? Each correct answer presents a complete solution.

NOTE: Each correct selection is worth one point.

- A. Allow model-driven app users to ask questions about their data.
- B. Create canvas apps by describing what makers want to build.
- C. Trigger an automated Power Automate flow.
- D. Explain the functionality of an existing Power Automate flow.
- E. Read an image of a business card and extract text values.

Answer: ABD

Explanation:

- A. Allow model-driven app users to ask questions about their data. Copilot empowers users to interact with and query their data using natural language, improving accessibility and decision-making.
- B. Create canvas apps by describing what makers want to build. With Copilot, users can describe their desired app functionality in natural language, and Copilot generates the corresponding canvas app, simplifying app creation.
- D. Explain the functionality of an existing Power Automate flow. Copilot can provide clear and detailed explanations of how a specific Power Automate flow operates, helping users understand and optimize processes.

Question: 308**CertyIQ**

An enterprise company is evaluating the Microsoft Power Platform security model.

You need to identify the lowest possible level that the authorization can be applied against.

Which level should you identify?

- A.tenant
- B.row
- C.environment
- D.column

Answer: B**Explanation:**

B. Row

In the Microsoft Power Platform security model, authorization can be applied at different levels, but the lowest possible level of security is at the row level.

Row-level security ensures that only authorized users or roles can access specific records (rows) within a table in Dataverse.

This is implemented using security roles and access control rules in Dataverse, allowing fine-grained control over individual records.

Question: 309**CertyIQ**

A company uses Dynamics 365 Supply Chain Management.

You need to use Microsoft Flow to automate the process of receiving and tracking raw materials.

Which type of connector should you use?

- A. Common Data Service
- B. Dynamics 365
- C. Dynamics 365 for Fin & Ops
- D. Dynamic Signal

Answer: A**Explanation:**

Dynamics 365 for Finance and Operations is now being licensed as Dynamics 365 Finance and Dynamics 365 Supply Chain Management.

You can use Common Data Service to enable the flow of data between Finance and Operations apps and Dynamics 365 Sales.

Reference:

<https://docs.microsoft.com/en-us/dynamics365/fin-ops-core/dev-itpro/data-entities/data-integration-cds>

Question: 310

A company has a Power Apps app that is used by most employees. The company is expanding to other countries/regions.

You need to recommend a solution to translate text generated within the Power Apps in near real-time. What should you recommend?

- A. Microsoft Azure Synapse Analytics
- B. Microsoft Azure Cognitive Services
- C. Common Data Service connector
- D. Power BI

Answer: B

Explanation:

A. Microsoft Azure Synapse Analytics **WRONG** more around moving data Azure Synapse Analytics is a limitless analytics service that brings together data integration, enterprise data warehousing and big data analytics.

B. Microsoft Azure Cognitive Services **CORRECT**-Cognitive Services brings AI within reach of every developer – without requiring machine-learning expertise. All it takes is an API call to embed the ability to see, hear, speak, search, understand and accelerate decision-making into your apps

C. Common Data Service connector. **WRONG** a CDS connector could not do this(from what I am aware).

D. Power BI- **Wrong** PowerBI is not used to translate text in real time.

Reference:

https://docs.microsoft.com/en-gb/azure/cognitive-services/welcome?ocid=AID2339762_TWITTER_oo_spl100000827964250 <https://powerapps.microsoft.com/en-us/blog/cognitive-services-with-powerapps-using-custom-connectors/>

Thank you

Thank you for being so interested in the premium exam material.
I'm glad to hear that you found it informative and helpful.

If you have any feedback or thoughts on the bumps, I would love to hear them.
Your insights can help me improve our writing and better understand our readers.

Best of Luck

You have worked hard to get to this point, and you are well-prepared for the exam
Keep your head up, stay positive, and go show that exam what you're made of!

Feedback

More Papers



Future is Secured
100% Pass Guarantee



24/7 Customer Support
Mail us - certyiqofficial@gmail.com



Free Updates
Lifetime Free Updates!

Total: **310 Questions**

Link: <https://certyiq.com/papers/microsoft/pl-900>